



# LICHFIELD DISTRICT COUNCIL PLAYING PITCH STRATEGY

## ASSESSMENT REPORT JULY 2020

QUALITY, INTEGRITY, PROFESSIONALISM

### **Knight, Kavanagh & Page Ltd**

Company No: 9145032 (England)

MANAGEMENT CONSULTANTS

Registered Office: 1 -2 Frecheville Court, off Knowsley Street, Bury BL9 0UF

T: 0161 764 7040 E: [mail@kcp.co.uk](mailto:mail@kcp.co.uk) [www.kcp.co.uk](http://www.kcp.co.uk)



6543

# LICHFIELD DISTRICT COUNCIL PLAYING PITCH STRATEGY

---

## CONTENTS

PART 1: INTRODUCTION AND METHODOLOGY .....	2
PART 2: FOOTBALL.....	15
PART 3: THIRD GENERATION TURF (3G) ARTIFICIAL GRASS PITCHES (AGPS) .....	40
PART 4: RUGBY UNION .....	49
PART 5: HOCKEY .....	65
PART 6: CRICKET.....	75
PART 7: BOWLS .....	95
PART 8: TENNIS .....	105
PART 9: NETBALL .....	119
PART 10: OTHER SPORTS .....	125
APPENDIX 1: SPORTING CONTEXT .....	126

# LICHFIELD DISTRICT COUNCIL

## PLAYING PITCH STRATEGY

---

### GLOSSARY

3G	Third Generation (artificial turf)
AGP	Artificial Grass Pitch
AP	Active Partnership
ASC	All Stars Cricket
BAFA	British American Football Association
BC	Bowls Club
CC	Cricket Club
DCMS	Department for Culture, Media and Sport
ECB	England and Wales Cricket Board
EH	England Hockey
FA	Football Association
FIT	Fields in Trust
FPM	Facilities Planning Model
GIS	Geographical Information Systems
HC	Hockey Club
KKP	Knight, Kavanagh and Page
LFFP	Local Football Facility Plan
LMS	Last Man Stands
LTA	Lawn Tennis Association
MUGA	Multi use games area
NGB	National Governing Body of Sport
NHS	National Health Service
NFFS	National Football Facilities Strategy
NPPF	National Planning Policy Framework
PPS	Playing Pitch Strategy
PQS	Performance Quality Standard
RDO	Rugby Development Officer
RFU	Rugby Football Union
S106	Section 106 Agreement
SASSOT	Sport Across Staffordshire and Stoke-on-Trent
SCCB	Staffordshire County Cricket Board
SE	Sport England
TBTT	Transforming British Tennis Together
TC	Tennis Club
WR	World Rugby

# LICHFIELD DISTRICT COUNCIL PLAYING PITCH STRATEGY

---

## PART 1: INTRODUCTION AND METHODOLOGY

### 1.1: Introduction

- 1.1 Knight, Kavanagh & Page Ltd (KKP) was appointed by Lichfield District Council to undertake an assessment of all formal outdoor playing pitch facilities across the authority to assist in strategically planning for the future.
- 1.2 This report presents a supply and demand assessment of playing pitch and other outdoor sports facilities in accordance with Sport England's Playing Pitch Strategy (PPS) Guidance: An approach to developing and delivering a PPS. It has been followed to develop a clear picture of the balance between the local supply of, and demand for, playing pitches and other outdoor sports facilities.
- 1.3 The guidance details a stepped approach to developing a PPS. These steps are separated into five distinct sections:
  - ◀ Stage A: Prepare and tailor the approach (Step 1)
  - ◀ Stage B: Gather information and views on the supply of and demand for provision (Steps 2 & 3)
  - ◀ Stage C: Assess the supply and demand information and views (Steps 4, 5 & 6)
  - ◀ Stage D: Develop the strategy (Steps 7 & 8)
  - ◀ Stage E: Deliver the strategy and keep it robust and up to date (Steps 9 & 10)
- 1.4 Stages A to C are covered in this report.

### 1.2: Why the strategy is being developed

- 1.5 Lichfield District Council's current PPS was published in 2012 and formed part of the evidence base to support the Lichfield District Local Plan (2008-2029). Since completion, there have been changes to the existing provision, with investment into pitches and supporting infrastructure and demand increasing. As such, a robust and up-to-date assessment is required to capture the status of current facilities and evidence Lichfield's needs and opportunities.
- 1.6 The Council is also currently reviewing its Local Plan with the aim to create a new plan that will provide the planning framework for the District up to 2040. Consultation on the preferred option and policy direction document commenced in February 2019, with one of the preferred policies relating to open space and recreation. Following this, further consultation on a Preferred Options document took place between November 2019 and January 2020. Preferred Policy OSR2: Open space and recreation protects existing open space and land, including playing fields, from development unless it meets exceptions listed in the National Planning Policy Framework (NPPF). The updated PPS will form a key element of the evidence base to support this policy and the Local Plan as a whole, ensuring that it is compliant with the NPPF.
- 1.7 The PPS will contribute directly to key areas of the Council's Strategic Plan (2020-2024), including:
  - ◀ Enabling people
    - ◀ To help themselves and others;
    - ◀ To collaborate and engage with us;
    - ◀ To live healthy and active lives

# LICHFIELD DISTRICT COUNCIL

## PLAYING PITCH STRATEGY

---

- ◀ Shaping Place
  - ◀ To keep it clean, green and safe
  - ◀ To preserve the characteristics
  - ◀ To ensure sustainability and infrastructure needs are balanced
- ◀ Developing Prosperity
  - ◀ To encourage economic growth
  - ◀ To enhance the District for all
  - ◀ To invest in the future

1.8 In addition, the PPS will align with the Physical and Sport Strategy, which sets out the Council's approach to promoting physical activity to encourage more residents to become active. It identifies a current picture of the District, setting out eleven wide ranging objectives to achieve and maintain high levels of participation, including influencing attitudes and behaviours and supporting clubs.

### ***National planning policy framework***

- 1.9 The PPS will provide an evidence base for planning decisions and funding bids along with background evidence to support Local Plan policies in relation to open space. It will ensure that this evidence is sound, robust and capable of being scrutinised through examination and meets the requirements of the NPPF<sup>1</sup>.
- 1.10 One of the core planning principles of the NPPF is to improve health, social and cultural wellbeing for all, and deliver sufficient community and cultural facilities and services to meet local needs. Paragraph 96 discusses the importance of access to high quality open spaces and opportunities for sport and recreation that can make an important contribution to the health and well-being of communities.
- 1.11 Paragraphs 96 and 97 of the NPPF discuss assessments and the protection of "existing open space, sports and recreational buildings and land, including playing fields". The PPS will provide the evidence required to help protect playing fields to ensure sufficient land is available to meet existing and projected future pitch requirements.

### ***Vision***

1.12 The vision of the PPS is:

"To provide a robust and up-to-date assessment to enable policy provision which protects, enhances and delivers where required, an accessible network of high-quality sustainable open space which provide the opportunity for sport and physical activity to promote health and wellbeing within our communities, and to provide evidence to support mechanisms that will enable and maintain high levels of participation that make a sustained difference for local people."

### ***Objectives***

- 1.13 To achieve the strategic vision, the PPS seeks to deliver the following objectives:
- ◀ To provide a documented assessment of current and future needs for outdoor sports facilities within the identified study area focusing on the assessment of quantity and quality issues in relation to supply and demand (deficits and surpluses) equation.
  - ◀ To identify all valuable sites/facilities (inclusive of disused and lapsed provision) to ensure they can be protected and improved for the long-term benefit of sport.

---

<sup>1</sup><http://www.sportengland.org/facilities-planning/planning-for-sport/forward-planning/>

# LICHFIELD DISTRICT COUNCIL

## PLAYING PITCH STRATEGY

---

- ◀ To promote a sustainable approach to the provision of outdoor sports facilities and management of sports clubs.
- ◀ To produce a strategy to ensure that there are enough facilities in the right place to meet current and projected demand.
- ◀ To ensure that all clubs have access to facilities of appropriate quality to meet current needs and long-term aspirations.
- ◀ To plan positively for the provision and use of shared spaces, including the identification of school facilities which could be utilised to address identified deficits in provision.
- ◀ To take account of outdoor sport facilities provided in neighbouring local authorities that presently service the sporting and recreational needs of Lichfield residents (and vice versa), taking into consideration other local authority PPS findings (e.g. Cannock Chase and its recommendations for Rugeley Power Station).
- ◀ To ensure provision can meet future demand derived from housing growth and to guide the level of increased provision required; scenarios will be run based on numerous housing growth equations.

1.14 Developing a strategic approach to the analysis of playing pitch supply and demand is necessary to:

- ◀ Protect playing pitches against development pressures on land in, and around, urban areas.
- ◀ Identify pitch (natural grass and artificial) supply and demand issues in relation to predicted population changes.
- ◀ Address 'demand' pressures created as a result of specific sports development pressures e.g. growth of mini soccer and wider use of artificial grass pitches.
- ◀ Improve delivery of playing pitch facilities under Council ownership and management.

### **1.3: Stage A: Prepare and tailor the approach**

#### ***Management arrangements***

- 1.15 A Project Team from the Council has worked with KKP to ensure that all relevant information is readily available and to support the consultants as necessary to ensure that project stages and milestones are delivered on time.
- 1.16 A strong and effective steering group has and will continue to lead and drive this PPS forward during its development and also ensure the delivery of its recommendations and actions. The membership of the group is balanced and representative of the different parties and key drivers behind the work and the providers and users of playing pitches in the study area.
- 1.17 The Steering Group is and has been responsible for the direction of the PPS from a strategic perspective and for supporting, checking and challenging the work of the project team. The Steering Group is made up of representatives from the Council, Sport England and National Governing Bodies of Sport (NGBs).
- 1.18 It will be important for the Steering Group to continue once the PPS has been finalised for several reasons, including a continuing responsibility to:
- ◀ Be a champion for playing pitch provision in the area and promote the value and importance of the PPS.
  - ◀ Support implementation of the PPS' and its recommendations and action plan.
  - ◀ Monitor and evaluate the outcomes of the PPS.
  - ◀ Ensure that the PPS is kept up to date and refreshed.

# LICHFIELD DISTRICT COUNCIL PLAYING PITCH STRATEGY

---

## **Scope**

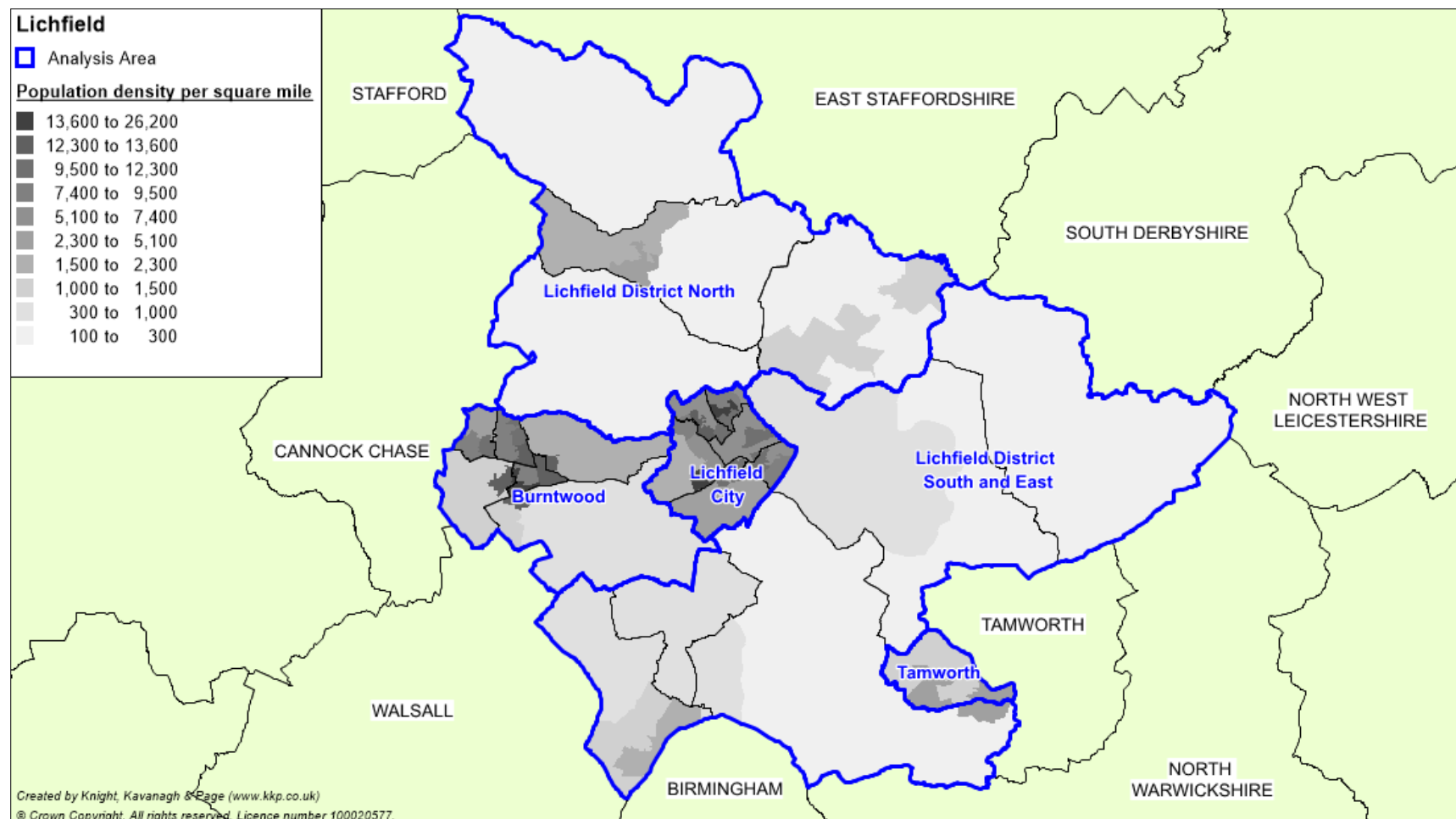
- 1.19 The scope of the PPS focuses geographically on all local provision, regardless of ownership and management arrangements. Provision included within the project is as follows:
- ◀ Football pitches (including 3G pitches)
  - ◀ Cricket pitches
  - ◀ Rugby union pitches (including 3G pitches)
  - ◀ American football pitches
  - ◀ Hockey pitches (sand/water based AGPs)
  - ◀ Tennis courts
  - ◀ Bowling greens
  - ◀ Netball courts
- 1.20 Please note that, although included in the scope, no rugby league provision is presently identified in Lichfield. Therefore, it has not been included within this report.
- 1.21 Pitch sports (i.e. football, rugby union, rugby league, American football hockey and cricket) will be assessed using the guidance set out in Sport England's PPS Guidance: An approach to developing and delivering a playing pitch strategy. In addition, any other grass sport pitches identified during the project will also be included. If applicable, this accounts for sports such as Gaelic football and lacrosse.
- 1.22 Non-pitch sports (e.g. bowls, netball and tennis) will be assessed using Sport England's Assessing Needs and Opportunities Guidance (2014). This requires a different methodology to assess supply and demand to that used for pitch sports.

## **Study area**

- 1.23 The study area is the whole of the District Council's administrative area. In addition, cross-boundary issues will also be explored to determine the level of imported and exported demand from neighbouring authorities such as East Staffordshire, Cannock Chase, Walsall and Tamworth.
- 1.24 Analysis areas (or sub areas) have been used to allow for a more localised analysis in addition to the analysis for Lichfield as a whole. Five analysis areas were agreed upon: Lichfield City, Burntwood, Lichfield District North, Lichfield District South and East and Tamworth. These analysis areas are illustrated overleaf in Figure 1.1.

# LICHFIELD DISTRICT COUNCIL PLAYING PITCH STRATEGY

Figure 1.1: Analysis area map





### 1.4: Local context

#### ***The Local Plan Strategy***

- 1.25 The purpose of the Local Plan is to set District objectives to guide growth and policies to make sure that new development meets local needs in line with national policy. The Lichfield District Local Plan Strategy 2008 - 2029 (adopted; February 2014) and Local Plan Allocations 2008 - 2029 (adopted; July 2019) seek to deliver a minimum of 10,030 homes between 2008 and 2029 to meet the housing requirement set out in the Local Plan Strategy. The Local Plan Strategy identifies six Strategic Development Allocations, with further allocations identified within the Local Plan Allocations document to meet the housing requirement.
- 1.26 As referenced previously, the Local Plan is currently under review by the Council with the aim to create a new local plan that will provide direction on the future growth of the area. Once adopted, it will replace the current Local Plan Strategy and the Local Plan Allocations document.
- 1.27 Consultation on the Local Plan Review: Preferred Options took place in late 2019 and early 2020. Once adopted the Local Plan Review will replace the current local plan. The preferred options document sets out a housing target of 11,800 homes between 2018 and 2040 and identifies four strategic allocations to assist in meeting this target. It should be noted that the Local Plan Review is at an emerging stage in its development and the proposals within that document could be subject to change.

#### ***Health & Wellbeing Strategy***

- 1.28 The vision of Lichfield District Council's Health and Wellbeing Strategy is inspired by the healthy and safe communities' theme of its 2016-2020 Strategic Plan: 'We want local people to live healthy fulfilled lives, have access to opportunities to be active and experience improved health and wellbeing'.
- 1.29 The strategy supports delivery of the overall vision of the strategic plan and will aid delivery of several outcomes, in particular:
- ◀ More people will be active and healthy
  - ◀ More people will be involved in volunteering and community activity
  - ◀ More people will be living independently at home
  - ◀ There will be more affordable homes in the district
  - ◀ Our heritage and open spaces will be well maintained or enhanced
  - ◀ More people will use parks and open spaces

#### ***Physical Activity and Sport Strategy***

- 1.30 Lichfield District Council's Physical Activity and Sport Strategy describes how it intends to nurture and promote a District wide approach to sport and physical activity so that more residents, but particularly those that would most benefit, are more active more often.
- 1.31 The vision of this Strategy is to 'encourage people in Lichfield District to lead more active lives' and achieving this will mean that there will be a positive contribution in terms of wider quality of life outcomes.

## LICHFIELD DISTRICT COUNCIL PLAYING PITCH STRATEGY

---

1.32 Success in achieving this vision would mean the following six outcomes:

- ◀ Young People - young people across the District are having positive experiences of sport and physical activity, building habits for life, and achieving more
- ◀ Reduced Inequalities - engaging those that would benefit the most in being more active to reduce inequalities in participation between different social groups
- ◀ Economic Benefit - demonstrable and recognised value of sport and physical activity towards the economy and improved health and wellbeing
- ◀ Dynamic Partners - an engaged and empowered network of people and organisations working towards this common goal
- ◀ Reduced Inactivity and a Healthier Population - a reduction in inactivity levels in turn contributing towards health improvement of the population
- ◀ More coherent and successful communities – communities that play together and are more active together are more likely to be more tolerant.

### ***Rugeley Power Station***

1.33 Rugeley Power Station closed operations in June 2016. It was the last functioning power station in the West Midlands, with Cannock Chase and Lichfield district councils being the joint planning authorities for the land as it straddles both areas. The associated sports and social club subsequently closed down and has been vacant from summer 2017 onwards. A planning application for the redevelopment of the power station site has been submitted to Lichfield District Council but at the time of writing has yet to be determined.

1.34 Regarding sport and leisure provision, the land within the Power Station contained:

- ◀ One adult football pitch
- ◀ One cricket pitch (nine grass wickets)
- ◀ Two tennis courts
- ◀ One bowling green
- ◀ An 18 hole golf course

1.35 Rugeley Power Station Development Brief Supplementary Planning Document (adopted February 2018) was jointly produced by Cannock Chase and Lichfield district councils to guide future redevelopment of the site. The overall aim is to create a well-designed mixed-use development which incorporates market housing, affordable housing, self-build housing, employment provision, education provision and open space, sport and recreational facilities. It is envisaged that the new development will become a popular residential neighbourhood and place of work, creating a network of pedestrian and cycle routes and open spaces which connect the site with the surrounding area.

1.36 The site comprises of 139 hectares of land, (55 hectares in Cannock Chase District and 84 hectares in Lichfield District) and is broadly rectangular in shape. The Councils' have now received a planning application for the development of the site for up to 2,300 new dwellings and residential units, employment uses and power/storage production, with the supporting infrastructure including a school, open space, play facilities and public art.

1.37 The loss of the sports provision would need to be re-provided, in line with both Sport England and the NPPF. Rugeley Power Station was considered in the Cannock Chase PPS as the site was only accessed by Cannock Chase based clubs, predominantly servicing the town of Rugeley. No Lichfield based clubs were known to access the sports provision on site.

### ***Sport Across Staffordshire and Stoke-on-Trent (SASSOT)***

# LICHFIELD DISTRICT COUNCIL PLAYING PITCH STRATEGY

- 1.38 SASSOT is the Active Partnership (AP) for the area including Lichfield. It is a network of local agencies committed to working together to increase the number of people taking part in physical activity and sport, and is part of an England wide network of 43 APs. Its team provides services to partners involved with the delivery of sport, physical education and active recreation.

The following is a brief overview of SASSOT’s stated services and programmes:

Strategic Networking	Information Advice & Guidance	Programme Delivery
<ul style="list-style-type: none"> <li>•Developing relationships</li> <li>•Influencing local agendas</li> <li>•Levering investment</li> <li>•Facilitating meeting infrastructures</li> </ul>	<ul style="list-style-type: none"> <li>•Investment</li> <li>•Facilities</li> <li>•Behaviour Change</li> <li>•Workforce Development</li> <li>•Marketing &amp; Communications</li> <li>•Insight</li> <li>•Inclusion</li> <li>•Monitoring &amp; Evaluation</li> <li>•Open Data</li> </ul>	<ul style="list-style-type: none"> <li>•Satellite Clubs</li> <li>•School Games</li> <li>•Primary School Sport Premium</li> <li>•DfE Volunteering</li> <li>•CYP Active Lives Survey</li> <li>• Ironman Staffordshire 70.3</li> </ul>

## *Everyone More Active More Often (2018-2021)*

- 1.39 SASSOT’s current strategy, Everyone More Active More Often, identifies four key strategic priorities under four key themes:

- ◀ People – residents, from all socio-economic backgrounds, enjoy the physical and mental health benefits of an active lifestyle.
- ◀ Place – our communities are places where being physically active is an easy choice.
- ◀ Economy – our sporting economy is thriving, providing employment and training to an active workforce.
- ◀ System – strong strategic leadership ensures that physical activity and sport become a core feature in local policy and practice, creating communities which are inherently active.

## **Staffordshire Observatory Lichfield Health Profile**

- 1.40 The Staffordshire Observatory Lichfield Health Profile (2018) reflects the increasing health conditions across the District with key findings summarised below:

- ◀ Healthy life expectancy in Lichfield is 65 years for men and 67 years for women which is longer than average.
- ◀ Women in Lichfield spend more of their lives in poor health than men (16 years compared to 14).
- ◀ Around 24% of children aged four to five in Lichfield have excess weight (overweight or obese) with rates being similar to average.
- ◀ Around 34% of children aged 10-11 have excess weight.
- ◀ More than six out of ten adults have excess weight (either obese or overweight) which is similar than the national average.
- ◀ The proportion of people who are obese in Lichfield is also similar to the England average.
- ◀ Around two out of ten Lichfield adults are physically inactive, similar to the England average (equating to around 18,200 people).
- ◀ Four out of ten Lichfield adults aren’t eating the recommended five portions of fruit and vegetables per day.

# LICHFIELD DISTRICT COUNCIL PLAYING PITCH STRATEGY

---

- ◀ There is a higher proportion of residents in Lichfield with a limiting long-term illness compared to the national average.

## 1.5: Stage B: Gather information and views on the supply of and demand for provision

- 1.41 A clear picture of supply and demand for outdoor sports facilities in Lichfield District needs to be provided to include an accurate assessment of quantity and quality. This is achieved through consultation with key stakeholders to ensure that they inform the subsequent strategy. It informs current demand, adequacy, usage, future demand and strategies for maintenance and investment for outdoor sports facilities.

### *Gather supply information and views – an audit of playing pitches*

- 1.42 PPS guidance uses the following definitions of a playing pitch and playing field. These definitions are set out by the Government in the 2015 ‘Town and Country Planning (Development Management Procedure) (England) Order’.<sup>2</sup>

- ◀ **Playing pitch** – a delineated area which is used for association football, rugby, cricket, hockey, lacrosse, rounders, baseball, softball, American football, Australian football, Gaelic football, shinty, hurling, polo or cycle polo.
- ◀ **Playing field** – the whole of a site of at least 0.2ha or more which encompasses at least one playing pitch.

- 1.43 Although the statutory definition of a playing field sets out a minimum size, this PPS also takes into account smaller size sites that contribute to the supply side. For example, a site containing a mini 5v5 football pitch. This PPS counts individual grass pitches (as a delineated area) as the basic unit of supply and the definition of a playing pitch also includes artificial grass pitches (AGPs).

- 1.44 As far as possible, the Assessment Report aims to capture all of the outdoor sports facilities within Lichfield District. However, there may be instances, for example, on school sites, where access was not possible and has led to omissions within the report (although facilities at sites not accessed are still included within the PPS where provision is known to exist from other data sources). Where pitches have not been recorded within the report they remain as pitches and for planning purposes continue to be so. Furthermore, exclusions of a pitch does not mean that it is not required from a supply and demand point of view.

### *Quantity*

- 1.45 Where known, all outdoor sports facilities are included irrespective of ownership, management and use. Sites were initially identified using Sport England’s Active Places web-based database, with the Council and NGBs supporting the process by checking and updating this initial data. This was also verified against club information supplied by local leagues.

- 1.46 For each site, the following details as a minimum were recorded in the project database:

- ◀ Site name, address (including postcode) and location
- ◀ Ownership and management type
- ◀ Security of tenure
- ◀ Total number, type and quality of outdoor sports facilities

### *Accessibility*

---

<sup>2</sup> [www.sportengland.org](http://www.sportengland.org)>Facilities and Planning> Planning Applications

## LICHFIELD DISTRICT COUNCIL PLAYING PITCH STRATEGY

---

1.47 Not all outdoor sports facilities offer the same level of access to the community. The ownership and accessibility of provision also influences actual availability for community use. Each site is assigned a level of community use as follows:

- ◀ **Community use** - pitches in public, voluntary, private or commercial ownership or management (including education sites) recorded as being available for hire and currently in use by teams playing in community leagues.
- ◀ **Available but unused** - pitches that are available for hire but are not currently used by teams which play in community leagues; this most often applies to school sites but can also apply to sites which are expensive to hire.
- ◀ **No community use** - pitches which as a matter of policy or practice, are not available for hire or used by teams playing in community leagues. This should include professional club pitches along with some semi-professional club pitches, where play is restricted to the first or second team.
- ◀ **Disused** – sites that are not being used at all by any users and are not available for community hire either. Once these sites are disused for five or more years they will then be categorised as 'lapsed sites'.
- ◀ **Lapsed** - last known use was as a playing field more than five years ago. These fall outside of Sport England's statutory remit but still have to be assessed using the criteria in paragraph 97 of the National Planning Policy Framework and Sport England would nonetheless challenge a proposed loss of playing pitches/playing field which fails to meet such criteria. It should be emphasised that the lawful planning use of a lapsed site is still that of a playing field.

1.48 In addition, there should be a good degree of certainty that the pitch will be available to the community for at least the following three years. A judgement is made based on the information gathered and a record of secured or unsecured community use put against each site.

### *Quality*

1.49 The capacity of provision to regularly provide for competitive play, training and other activity over a season is most often determined by their quality. As a minimum, the quality and therefore the capacity of provision affects the playing experience and people's enjoyment of a sport. In extreme circumstances it can result in a facility being unable to cater for all or certain types of play during peak and off-peak times.

1.50 It is not just the quality itself which has an effect on its capacity but also the quality, standard and range of ancillary facilities. The quality of both the outdoor sports facility and ancillary facilities will determine whether provision is able to contribute to meeting demand from various groups, and for different levels and types of play.

1.51 The quality of all outdoor sports facilities identified in the audit and the ancillary facilities supporting them are assessed regardless of ownership, management or availability. Along with capturing any details specific to the individual facilities and sites, a quality rating is also recorded within the audit for each. These ratings are used to help estimate the capacity to accommodate competitive and other play within the supply and demand assessment.

1.52 In addition to undertaking non-technical assessments (using the templates provided within the guidance and as determined by NGBs), users and providers were also consulted on the quality and in some instances the quality rating was adjusted to reflect this.

### ***Gather demand information and views***

## LICHFIELD DISTRICT COUNCIL PLAYING PITCH STRATEGY

---

- 1.53 Presenting an accurate picture of current demand for outdoor sports facilities (i.e. recording how and when provision is used) is important when undertaking a supply and demand assessment.
- 1.54 Demand for outdoor sports facilities in Lichfield District tends to fall within the following categories:
- ◀ Organised competitive play
  - ◀ Organised training
  - ◀ Informal play
- 1.55 Current and future demand for outdoor sports facilities is presented on a sport by sport basis within the relevant sections of this report.
- 1.56 In addition, unmet, latent, imported and exported demand for provision is also identified within each section. Unmet and latent demand is defined as the number of additional teams that could be fielded if access to a sufficient number of outdoor sports facilities (and ancillary provision) was available, whereas exported and imported demand refers to those that are playing outside of their local authority area of choice.
- 1.57 A variety of consultation methods were used to collate such demand information. Firstly, face to face consultation was carried out with key clubs from each sport, thus allowing for the collection of detailed demand information and an exploration of key issues to be interrogated and more accurately assessed. For all remaining clubs, an online survey (converted to postal if required) was utilised.
- 1.58 Local sports development officers, county associations and regional governing body officers advised which of the clubs to include in the face to face consultation and Sport England was also included within the consultation process prior to the project commencing. Issues identified by clubs returning questionnaires were followed up by telephone or face to face interviews.
- 1.59 As key providers and users of outdoor sports facilities, educational establishments were also consulted. This involved face to face meetings with secondary schools and colleges and an online survey being sent to primary schools, special schools and independent schools.

### ***Future demand***

- 1.60 Alongside current demand, it is important for a PPS to assess whether the future demand for playing pitches can be met. Using ONS population projections and proposed housing growth, as well as likely participation growth informed through consultation, an estimate can be made of the likely future demand for playing pitches.
- 1.61 The current resident population in Lichfield District is 103,507<sup>3</sup>. By 2040 (the period to which the new Local Plan will go to) the District's population is projected to increase to 107,400, representing an increase of 3,893 (or equivalent to a percentage increase of 3.8%) according to 2017 ONS data.
- 1.62 Team generation rates are used to provide an indication of how many people it may take to generate a team (by gender and age group) in order to help estimate the change in demand for pitch sports that may arise from any population change. Future demand for pitches is calculated by adding the percentage increases to the population increases in each analysis

---

<sup>3</sup>Source: ONS 2017 Population Estimates for Lower Layer Super Output Areas in England and Wales by Single Year of Age and Sex



# LICHFIELD DISTRICT COUNCIL PLAYING PITCH STRATEGY

area. This figure is then applied to the team generation rates and is presented on a sport by sport basis.

1.63 Other information sources that were used to help identify future demand, especially for non-pitch sports (where team generation rates are not applicable) include:

- ◀ Recent trends in the participation.
- ◀ The nature of the current and likely future population and their propensity to participate.
- ◀ Feedback from clubs on their plans to develop additional teams / attract additional members.
- ◀ Any local and NGB specific sports development targets (e.g. increase in participation).

## 1.6: Stage C: Assess the supply and demand information and views

1.64 Supply and demand information gathered is used to assess the adequacy of playing pitch provision in Lichfield. It focuses on how much use each site could potentially accommodate (on an area by area basis) compared to how much use is currently taking place.

### *Understand the situation at individual sites*

1.65 Qualitative pitch ratings are linked to a pitch capacity rating derived from NGB guidance and tailored to suit a local area. The quality and use of each pitch is assessed against the recommended pitch capacity to indicate how many match equivalent sessions per week (per season for cricket) a pitch could accommodate.

1.66 This is compared to the number of matches actually taking place and categorised as follows, to identify:

Potential spare capacity: Play is below the level the site could sustain.	
At capacity: Play is at a level the site can sustain.	
Overused: Play exceeds the level the site can sustain.	

1.67 As a guide, the FA, RFU and the ECB have set a standard number of matches that each grass pitch type should be able to accommodate without adversely affecting its quality.

*Table 1.3: Capacity of playing pitches*

Sport	Pitch type	No. of match equivalent sessions		
		Good	Standard	Poor
Football	Adult pitches	3 per week	2 per week	1 per week
	Youth pitches	4 per week	2 per week	1 per week
	Mini pitches	6 per week	4 per week	2 per week
Rugby union	Natural Inadequate (D0)	2 per week	1.5 per week	0.5 per week
	Natural Adequate (D1)	3 per week	2 per week	1.5 per week
	Pipe Drained (D2)	3.25 per week	2.5 per week	1.75 per week
	Pipe and Slit Drained (D3)	3.5 per week	3 per week	2 per week
Cricket	One grass wicket	5 per season	4 per season	0 per season
	One synthetic wicket	60 per season	60 per season	60 per season

1.68 For other grass pitch sports (e.g. American football), no guidelines are set by the NGBs although it can be assumed that similar principles should be followed.

## LICHFIELD DISTRICT COUNCIL PLAYING PITCH STRATEGY

---

- 1.69 The above does not apply to hockey as there is no limit to how often an AGP can be used, with capacity instead limited by availability and current usage levels. A pitch without floodlighting or capacity restrictions can generally be accessed for four matches during one day.
- 1.70 For tennis, the capacity of courts is determined by membership levels rather than through matches. The Lawn Tennis Association (LTA) suggests that a non-floodlit hard court can accommodate 40 members whereas a floodlit hard court can accommodate 60 members. For air domed courts, membership of 100 is considered applicable and permanent indoor courts can accommodate 200 members.
- 1.71 For bowling greens, a green with over 60 members is considered to be overused, whilst a green with under 20 members could be unsustainable.
- 1.72 For all remaining non-pitch sports (i.e. netball) there are no nationally recognised capacity recommendations set out by NGBs. Instead, potential capacity is evaluated on a site by site basis following consultation and site assessments.

### ***Develop the current picture of provision***

- 1.73 Once capacity is determined on a site by site basis, actual spare capacity is calculated on an area by area basis via further interrogation of temporal demand. Although this may have been identified, it does not necessarily mean that there is surplus provision. For example, spare capacity may not be available when it is needed, or the site may be retained in a 'strategic reserve' to enable pitch rotation to reduce wear and tear.
- 1.74 Capacity ratings assist in the identification of sites for improvement/development, rationalisation, decommissioning and disposal.

### ***Identify the key findings and issues***

- 1.75 By completing Steps 1-5 it is possible to identify several findings and issues relating to the supply, demand and adequacy of outdoor sports provision in Lichfield. This report seeks to identify and present the key findings and issues prior to development of the Strategy and Action Plan for Lichfield District and the subsequent Strategy document.

### ***Develop the future picture of provision (scenario testing)***

- 1.76 Modelling scenarios to assess whether existing provision can cater for unmet, latent, exported and future demand is made after the capacity analysis. This will also include, for example, removing sites with unsecured community use to demonstrate the impact this would have if these sites were to be decommissioned in the future.
- 1.77 The majority of the scenario testing generally occurs in the strategy reports that proceed this document and therefore does not form part of the Assessment Report.



## PART 2: FOOTBALL

### 2.1: Introduction

- 2.1 The organisation primarily responsible for the development of football in Lichfield is Staffordshire FA. It is also responsible for the administration, in terms of discipline, rules and regulations, cup competitions and representative matches, development of clubs and facilities, volunteers, referees, coaching courses and delivering national football schemes.
- 2.2 This section of the report focuses on the supply and demand for grass football pitches. Part 3 captures supply and demand for third generation pitches (3G pitches) which are the preferred AGP (artificial grass pitch) surface type for football. In the future, it is anticipated that there will be a growing demand for the use of 3G pitches for competitive football fixtures, especially to accommodate mini and youth football.

### *Local Football Facility Plans*

- 2.3 To support in delivery of both the current and superseding FA National Games Strategy, the FA has commissioned a nationwide consultancy project (also carried out by KKP). By early 2020 an LFFP will be produced for every local authority across England, with each plan being unique to its area as well as being diverse in its representation.
- 2.4 The LFFP process is strategically aligned to the National Football Facilities Strategy (NFFS); a 10-year plan to change the landscape of football facilities in England. The NFFS represents a major funding commitment from the national funding partners (the FA, Premier League, DCMS and the Football Foundation) to inform and direct an estimated one billion pounds of investment into football facilities over the next ten years.
- 2.5 Each LFFP builds upon PPS findings (where present and current) regarding the formal and affiliated game and also includes strategic priorities for investment across small sided football (recreational and informal including indoors). The LFFP also incorporates consultation with groups outside of formal football, as well as under-represented communities. This incorporates those which may be key partners with regards to football for behavioural change and groups which may be key drivers of FA priorities around participation in the likes of women and girls' football, disability football and futsal.
- 2.6 LFFPs identify key projects to be delivered and act as an investment portfolio for projects that require funding. As such, around 90% of all national football investment through the funding partners will be identified via the LFFPs. It is however important to recognise that the LFFP is an investment portfolio of priority projects for potential investment - it is not a detailed supply and demand analysis of all pitch provision in a local area. Consequently, it cannot be used in place of a PPS and is not an accepted evidence base for site change of use or disposal. Instead, a LFFP builds on available/existing local evidence and strategic plans and may adopt relevant actions from a PPS and/or complement these with additional investment priorities.
- 2.7 The LFFP for Lichfield was finalised and adopted in December 2018. As such, whilst the PPS will attempt to align to its findings, given the changing nature of supply and demand some information and recommendations may differ. In this instance, it is imperative that the LFFP is updated (led by the FA) to reflect the finalised PPS as the more detailed information presented in the PPS should take precedent.

# LICHFIELD DISTRICT COUNCIL PLAYING PITCH STRATEGY

## Consultation

- 2.8 In addition to face-to-face consultation with key football clubs, an electronic survey was sent to all clubs playing within Lichfield. Contact details were provided by Staffordshire County FA and Lichfield District Council, with the invitation to complete the survey distributed via email.
- 2.9 Through both face to face meetings and survey responses, a total of 17 of 38 clubs responded, equating to a 45% club response rate and an 81% team response rate. Most clubs which did not respond are one team, adult only clubs. All clubs with significant youth and mini sections were responsive.
- 2.10 Face to face consultation was carried out with the following four clubs:
- ◀ Chasetown Youth FC
  - ◀ Lichfield City FC
  - ◀ Whittington FC
  - ◀ Burntwood Dragons and Phoenix FC

## 2.2: Supply

- 2.11 The audit identifies a total of 115 grass football pitches within Lichfield located across 47 sites. Of the these, 100 pitches are available, at some level, for community use, across 41 sites. The only unavailable pitches are located at education sites.

*Table 2.1: Summary of grass football pitches available to the community*

Analysis area	Available for community use					Totals
	Adult	Youth 11v11	Youth 9v9	Mini 7v7	Mini 5v5	
Burntwood	12	4	7	10	4	<b>37</b>
Lichfield City	6	11	3	4	3	<b>27</b>
Lichfield District North	2	1	2	-	-	<b>5</b>
Lichfield District South and East	16	2	5	6	1	<b>30</b>
Tamworth	1	-	-	-	-	<b>1</b>
<b>Total</b>	<b>37</b>	<b>18</b>	<b>17</b>	<b>20</b>	<b>8</b>	<b>100</b>

- 2.12 As it stands, most of the community available pitches in the District are in the Burntwood Analysis Area (37 pitches), whereas the Tamworth Analysis Area contains the least amount of provision with just one single adult pitch.
- 2.13 Most available pitches across Lichfield District (37 pitches) are adult size despite this not being the most common format of play. Perhaps consequently, many youth 11v11 teams are currently playing on adult pitches, which for U13-U16 players is not in line with the FA Youth Review. There are just 18 available youth 11v11 pitches, representing 18% of the available supply in Lichfield; these cater for 77 youth 11v11 teams, which equates to 42% of total demand.
- 2.14 In accordance with the FA Youth Review, U17s and U18s can play on adult pitches. The FA's recommended pitch size for each format of play and age group can be seen in the table overleaf.

## LICHFIELD DISTRICT COUNCIL PLAYING PITCH STRATEGY

---

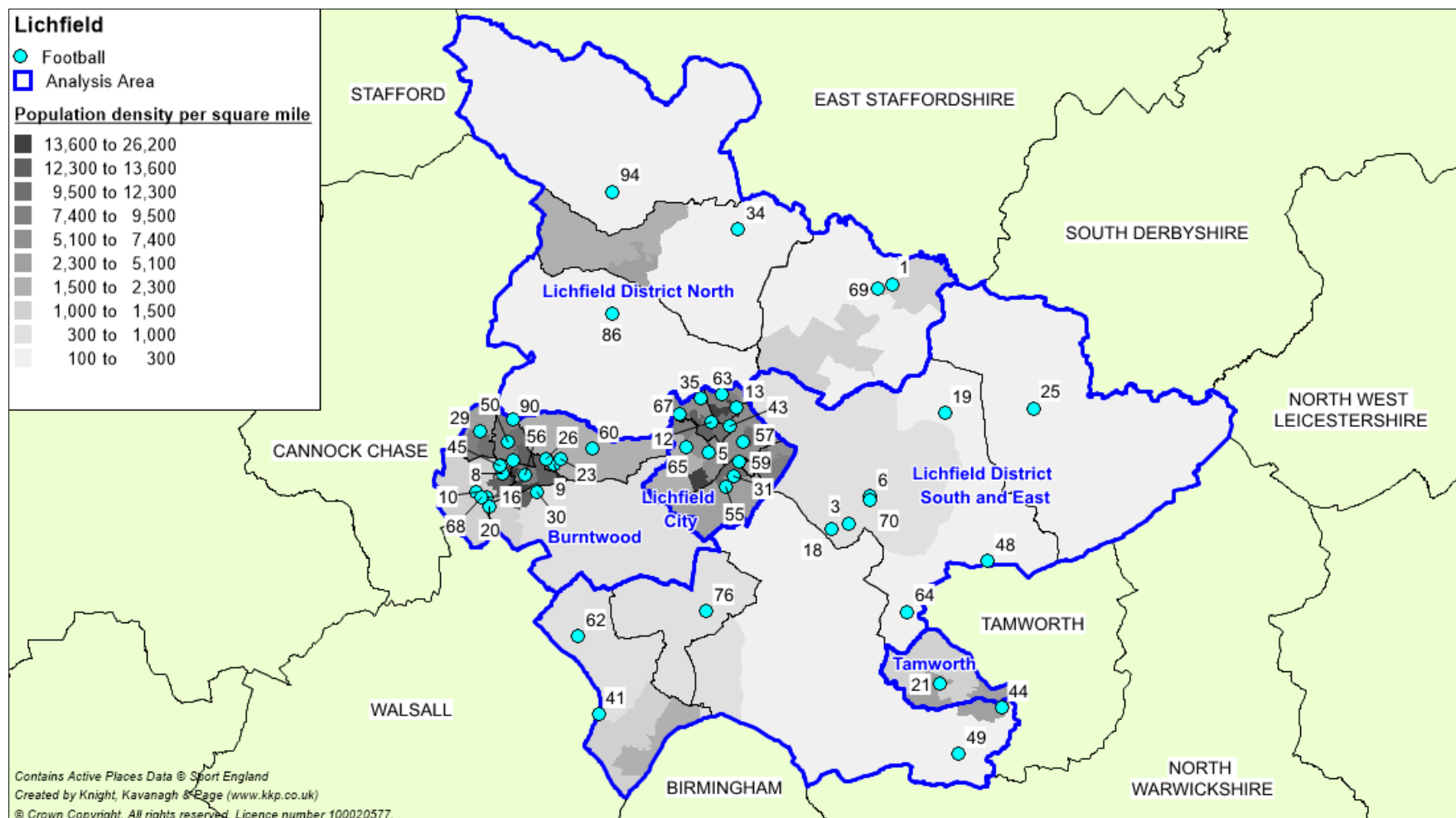
Table 2.2: Recommended pitch sizes

Format	Age group	Recommended pitch size (metres)
Adult	U17s+	100 x 64
Youth 11v11	U15s-U16s	91 x 55
	U13s-U14s	82 x 50
Youth 9v9	U11s-U12s	73 x 46
Mini 7v7	U9s-U10s	55 x 37
Mini 5v5	U7s-U8s	37 x 27

2.15 Figure 2.1 overleaf identifies all grass football pitches currently servicing Lichfield. For a key to the map, see Table 2.13.

# LICHFIELD DISTRICT COUNCIL PLAYING PITCH STRATEGY

Figure 2.1: Location of all football pitches in Lichfield District



# LICHFIELD DISTRICT COUNCIL PLAYING PITCH STRATEGY

## ***Future provision***

- 2.16 Lichfield Sports Club reports that it has access to a second field which is located behind Lichfield Hockey & Cricket Club, owned by St John's Trust. The Club aspires to convert this second field into additional playing field land to accommodate a full-size, hockey suitable AGP, a full-size 3G pitch and a grass football pitch.
- 2.17 In addition, discussions have taken place between Lichfield City FC and Staffordshire FA with regards to the potential for three youth 9v9 pitches to be created. These would be located as part of one of the proposed new housing developments in District, with Streethay being discussed as a potential location. Streethay is in close vicinity to the Club's home ground and would therefore be a convenient location.

## ***Lapsed/disused provision***

- 2.18 Playing fields which have previously accommodated a formal pitch are categorised as either disused or lapsed. A disused site is a playing field which is not currently being used at all by any users and is not available for community hire either. Once these sites are disused for five or more years they will then be categorised as 'lapsed sites'.
- 2.19 As mentioned, a lapsed site was as a playing field more than five years ago. These fall outside of Sport England's statutory remit but still have to be assessed using the criteria in paragraph 97 of the NPPF and Sport England would nonetheless challenge a proposed loss of playing pitches/playing field which fails to meet such criteria.
- 2.20 The closure of Rugeley Power Station and its associated sports and social club in 2017 resulted in the loss of an adult football pitch. Following the closure of the site, the pitch ceased to be maintained and became unavailable for community use (therefore becoming disused).

## ***Informal pitches***

- 2.21 There are two sites identified that do not have official football pitches marked out but could have the capacity to provide pitches if required. Such sites tend to contain a solitary goalpost or goalposts of an unofficial size and receive high levels of informal use.

*Table 2.3: Summary of informal pitches*

<b>Site ID</b>	<b>Site name</b>	<b>Analysis area</b>	<b>Informal pitches onsite</b>
17	Curborough Community Centre	Lichfield City	1 x Mini 5v5
93	Swan Park	Lichfield District South and East	1 x Adult

## ***Pitch quality***

- 2.22 The quality of football pitches across Lichfield District has been assessed via a combination of site visits (using non-technical assessments as determined by the FA) and user consultation to reach and apply an agreed rating as follows:

- ◀ Good
- ◀ Standard
- ◀ Poor

## LICHFIELD DISTRICT COUNCIL PLAYING PITCH STRATEGY

- 2.23 The percentage parameters used for the non-technical assessments are as follows: Good (>80%), Standard (50-80%), Poor (<50%). The final quality ratings assigned to the sites also take into account the user quality ratings gathered from consultation.
- 2.24 Pitch quality primarily influences the carrying capacity of a site; often pitches lack the drainage and maintenance necessary to sustain levels of use. Pitches that receive little to no ongoing repair or post-season remedial work are likely to be assessed as poor, therefore limiting the number of games they are able to accommodate each week without it having a detrimental effect on quality. Conversely, well maintained pitches that are tended to regularly are likely to be of a higher standard and capable of taking a number of matches without a significant reduction in surface quality.
- 2.25 Private sites (e.g. sports clubs) typically offer better quality facilities than Council parks/playing fields and school pitches. In general, such sports clubs tend to have dedicated ground staff or volunteers working on pitches and the fact that they are often secured by fencing prevents unofficial use. Such provision is also likely to receive greater amounts of external investment. The maintenance of council sites tends to be less frequent and unofficial use of these sites can further exacerbate quality issues.
- 2.26 The table below summarises the quality of pitches that are available for community use in Lichfield District. In total, 11 pitches are assessed as good quality, 59 as standard quality and 30 as poor quality.

*Table 2.4: Pitch quality assessments (community use pitches)*

Adult pitches			Youth pitches			Mini pitches		
Good	Standard	Poor	Good	Standard	Poor	Good	Standard	Poor
5	20	12	2	23	10	4	16	8

- 2.27 The following sites are assessed as poor quality:
- ◀ Boney Hay Primary Academy
  - ◀ DMS Whittington
  - ◀ Holly Grove Primary School
  - ◀ Nether Stowe High School
  - ◀ Stonnall Playing Fields
  - ◀ Chase Terrace Technology College
  - ◀ Elford Playing Field
  - ◀ Lichfield Cathedral School Playing Fields
  - ◀ Rectory Close Playing Field
  - ◀ Whittington Cricket Club
- 2.28 As seen, most poor quality pitches are located at educational sites. These pitches often receive limited amounts of dedicated maintenance due to budgetary restraints and are heavily used not only by the community but also for curricular and extracurricular activities meaning they have less time to remediate.
- 2.29 Conversely, most good quality pitches are located at sites managed by sports clubs. These are often maintained to a higher level, with dedicated volunteers looking after the pitches. The following sites contain pitches assessed as good:
- ◀ King Edward VI School
  - ◀ Lichfield Hockey & Cricket Club
  - ◀ New Mill Lane
  - ◀ Shenstone Playing Field
  - ◀ The Scholars Ground

## LICHFIELD DISTRICT COUNCIL PLAYING PITCH STRATEGY

- 2.30 Most Council sites are assessed as standard quality, although they are maintained to a relatively high level in comparison to council pitches nationwide. Pitches receive regular line markings (40 times a year) and cuts (16 times a year) throughout a season as well as spiking, rolling and harrowing (20 times a year). Top dressing is applied bi-annually, whilst seeding and fertilising takes place as part of post-season remedial work, with goalmouths receiving more detailed work.
- 2.31 Specific comments relating to the pitch conditions at individual sites can be seen in the table below. These are either from club consultation or have been discovered via the non-technical site assessments.

*Table 2.5: Summary of pitch quality comments*

Site ID	Site name	Club name	Comments
5	Beacon Park	Lichfield City FC	Pitches suffer from poor drainage.
15	Chase Terrace Technology College	Chasetown Youth FC	Pitches suffer from poor drainage and basic maintenance.
18	DMS Whittington	Whittington FC	Pitches suffer from poor drainage.
26	Highfields Academy	Chasetown Youth FC	Pitches are on a slight slope and are prone to flooding at the bottom end.
29	Holly Grove Primary School	Chasetown Youth FC	The pitches on site were previously used by Chasetown Youth FC although the Club has relocated this demand to Springhill Academy; this was due to the pitch surface being damaged and undulated.
30	Hospital Road	Burntwood Dragons and Phoenix FC	Pitches are prone to flooding in some areas. Suffer from unofficial use and dog walkers are an issue on site.
35	Lichfield Hockey & Cricket Club	Lichfield Round Table FC	Pitches are considered to be very good quality and only have issues in extreme weather conditions.
45	Open House	Midland Soccer Academy	Site is subject to vandalism and unofficial use.
60	St Matthew's Sports and Social Club	Sporting Burntwood FC	Pitch suffers from poor drainage.
65	The Bypass	Three Spires United	Pitches suffer from poor drainage and mole hills are often found on site.
67	The Friary School	Mercia Juniors	Pitches suffer from poor drainage and are subject to vandalism and unofficial use.
69	Walk Field	Alrewas RBL FC	More maintenance work was undertaken during the summer, significantly improving pitch quality from the previous season.

- 2.32 For a full breakdown of quality ratings at each site, please refer to Table 2.13.



# LICHFIELD DISTRICT COUNCIL PLAYING PITCH STRATEGY

---

## *Lichfield Local Football Facility Plan (LFFP)*

- 2.33 The LFFP for Lichfield identifies key sites considered a priority to improve, with these selected based on the rationale of identifying sites that are the poorest in quality and that are the best utilised, or that have the greatest potential for increased utilisation following quality enhancements. Emphasis is on sites with three or more pitches, although scope exists for the inclusion of smaller sites if they are deemed to be strategically important. Hospital Road and The Friary School were identified for improvements in the Lichfield LFFP.

## *FA Pitch Improvement Programme (PIP)*

- 2.34 With quality of grass pitches becoming one of the biggest influences on participation in football, the FA has made it a priority to work towards improving quality of grass pitches across the country. This has resulted in the creation of the FA Pitch Improvement Programme (PIP). As part of this, grass pitches identified as having quality issues undergo a pitch inspection from a member of the Institute of Groundsmanship (IOG).
- 2.35 Following a PIP report, clubs can work towards the recommended dedicated maintenance regime identified in order to improve the quality of their pitches. Clubs can also utilise the report as an evidence base to acquire potential funding streams to obtain the relevant equipment maintenance equipment.
- 2.36 A PIP report was undertaken at The Friary School on behalf of Mercia Juniors in September 2018. This revealed that the pitches are in need of deep aeration as the ground has become compacted, leading to drainage issues on site.

## **Over marked pitches**

- 2.37 Over marking of pitches can cause notable damage to surface quality and lead to overuse beyond recommended capacity. In some cases, mini or youth pitches may be marked onto adult pitches or mini matches may be played widthways across adult or youth pitches. This can lead to targeted areas of surface damage due to a large amount of play focused on high traffic areas, particularly the middle third of the pitch.
- 2.38 Over marking of pitches not only influences available capacity, it may also cause logistical issues regarding kick off times; for example, when two teams of differing age formats are due to play at the same site at the same time. Overmarking is known to take place at:

- ◀ Chase Terrace Technology College
- ◀ Lichfield Hockey & Cricket Club
- ◀ Nether Stowe High School
- ◀ Tamworth Cricket, Hockey and Squash Club
- ◀ The Friary School
- ◀ Erasmus Darwin Academy
- ◀ Shortbutts Lane
- ◀ Open House
- ◀ New Mill Lane

## **Ancillary facilities**

- 2.39 Similar to football pitches, the quality of ancillary facilities across Lichfield District has been assessed via a combination of site visits and user consultation to reach and apply an agreed rating as follows:
- ◀ Good
  - ◀ Standard
  - ◀ Poor



## LICHFIELD DISTRICT COUNCIL PLAYING PITCH STRATEGY

- 2.40 Ancillary facility quality ratings are primarily influenced by the type of amenities which are available on a site accompanied by their quality, such as a clubhouse, changing rooms, showering provision, car parking, dedicated official and spectator facilities and boundary fencing. The table below identifies the quality of provision for football sites across Lichfield District.

*Table 2.6: Summary of community available ancillary facility quality*

Site ID	Site name	Analysis area	Ancillary facility quality
5	Beacon Park	Lichfield City	Good
6	Bit End Field	Lichfield District South and East	Good
7	Brownsfield Park	Lichfield City	Standard
8	Burntwood Leisure Centre	Burntwood	Good
18	DMS Whittington	Lichfield District South and East	Poor
19	Elford Playing Field	Lichfield District South and East	Poor
20	Erasmus Darwin Academy	Burntwood	Good
21	Fazeley Mile Oak Recreation Ground	Tamworth	Good
30	Hospital Road	Burntwood	Good
35	Lichfield Hockey & Cricket Club	Lichfield City	Good
44	New Mill Lane	Lichfield District South and East	Good
48	Rawlett Leisure Centre	Lichfield District South and East	Standard
49	Rectory Close Playing Field	Lichfield District South and East	Standard
50	Redwood Park	Burntwood	Standard
60	St Matthew's Sports and Social Club	Burntwood	Poor
63	Stychbrook Park	Lichfield City	Poor
64	Tamworth Cricket, Hockey and Squash Club	Lichfield District South and East	Good
67	The Friary School	Lichfield City	Standard
68	The Scholars Ground	Burntwood	Good
69	Walk Field	Lichfield District North	Good
70	Whittington Cricket Club	Lichfield District South and East	Good
76	Shenstone Playing Field	Lichfield District South and East	Good

- 2.41 Of the community available sites with ancillary facilities in Lichfield District, most (59%) have good quality facilities on site. Of the remaining sites, 23% have standard quality facilities and 18% have poor quality facilities.
- 2.42 Whilst ancillary facilities at Brownsfield Park are of standard quality, the changing rooms on site are deemed to be poor quality. Furthermore, with just two rooms provided, there is also insufficient provision given the number of pitches. Lichfield City FC, therefore, has ambitions to extend the clubhouse to include another pair of changing rooms, as well as upgrading the existing changing facilities.
- 2.43 Good quality ancillary facilities are found at Lichfield Hockey & Cricket Club; however, similarly to Brownsfield Park, there are only four changing rooms available which is deemed to be insufficient for the current level of usage. In addition, parking facilities on site are also said to be inadequate at peak times. Lichfield Sports Club has ambitions to extend and improve the clubhouse and parking facilities and to create a base for the local community.
- 2.44 Ancillary provision at Hospital Road is also assessed as good quality. The pavilion on site was funded by the Football Foundation and the Highways Agency in 2009. There are four changing

## LICHFIELD DISTRICT COUNCIL PLAYING PITCH STRATEGY

---

rooms on site, however, Burntwood Dragons and Phoenix FC would like to extend the existing pavilion to include a social space as well as additional storage areas.

2.45 In addition to the above, the following five sites are also identified as having no clubhouse or changing provision:

- ◀ The Bypass
- ◀ Shortbutts Lane
- ◀ Burntwood Memorial Park
- ◀ Lichfield Cathedral School Playing Fields
- ◀ Harlaston Bridge

2.46 Chasetown Youth FC is currently in discussions with the Burntwood Institute regarding the provision of external changing rooms and toilet facilities on site to service its football pitch at Burntwood Memorial Park.

2.47 Three Spires United FC also indicates that if ancillary facilities were available at The Bypass, the Club would be able to field additional teams although this was not quantified. Whittington FC also reports that car parking is problematic at the site.

2.48 In direct relation to car parking, both Coton Green FC and Fountain United FC also report that car parking is limited at peak times at New Mill Lane and Stychbrook Park.

### *Lichfield LFFP*

2.49 As with grass pitch improvements, the LFFP for Lichfield identifies sites considered as priority sites for ancillary facility improvements. The emphasis is on selecting key sites with existing provision considered to be poor quality, or key sites with no provision at all. The four sites identified are:

- ◀ Brownsfield Park
- ◀ Burntwood Youth Centre
- ◀ Friary School
- ◀ The Bypass

### **Security of tenure**

2.50 Tenure of sites in Lichfield is generally secure, i.e. through a long-term lease or a guarantee that pitches will continue to be provided over the next three years. This relates to the majority of council, parish council and town council operated pitches, with such provision protected as part of an ongoing commitment to providing a leisure offering.

2.51 A common exception to providing security of tenure is found at schools and academies that state their own policies and are more likely to restrict levels of community use. In total, nine educational providers do not allow community use of some or all of their pitches. The reasons for not allowing community use vary; the most common example is that the schools want to protect pitches for curricular and extra-curricular purposes due to existing quality issues. Other reasons include staffing issues, health and safety issues and a perceived lack of profitability.

2.52 Moreover, some schools that do provide community availability do so without providing security of tenure, meaning they can stop the external use at any point devoid of any warning. To prevent this happening, it is recommended that club users enter community use agreements with the schools that they access.

## LICHFIELD DISTRICT COUNCIL PLAYING PITCH STRATEGY

- 2.53 An example of the above is Chasetown Youth FC, which has a 10-year lease agreement for the use of the grass pitches at Erasmus Darwin Academy and an exclusive annual rental agreement for the pitches located at Chase Terrace Technology College. Consultation with Staffordshire FA also confirmed that Mercia Juniors FC has a short-term lease agreement for the football pitches at The Friary School.
- 2.54 Chasetown Youth FC also has aspiration to extend its current five-year lease agreement for Burntwood Memorial Park and making this a home venue for the Club's youth section. Whilst security of tenure is provided at the site, a longer term arrangement would be more beneficial to allow the Club to access funding. An example of this is Burntwood Dragons and Phoenix FC, which has a 25-year lease of Hospital Road.
- 2.55 Whittington FC has a one-year agreement in place with the Ministry of Defence (MOD) for the use of DMS Whittington. This is not considered to be secure as it does not guarantee access beyond this point, especially given the private nature of the operator.

### 2.3: Demand

- 2.56 Through the audit and assessment, 187 teams from 32 clubs are identified as playing within Lichfield. This consists of 31 adult men's, one adult women's, 94 youth boys', 15 youth girls' and 46 mini teams. Youth 11v11 football is the most prominent format of play, whilst mini 5v5 football is the least.

*Table 2.7: Summary of competitive teams currently playing in Lichfield*

Analysis area	Number of teams					Total
	Adult	Youth 11v11	Youth 9v9	Mini 7v7	Mini 5v5	
Burntwood	10	20	16	15	9	70
Lichfield City	8	32	9	8	5	62
Lichfield District North	3	-	-	-	-	3
Lichfield District South and East	11	25	8	5	3	52
Tamworth	-	-	-	-	-	-
<b>Total</b>	<b>32</b>	<b>77</b>	<b>33</b>	<b>28</b>	<b>17</b>	<b>187</b>

- 2.57 Burntwood Analysis Area accommodates the highest number of teams (70), followed by Lichfield City (62) and then Lichfield District South and East (52). Lichfield District North accommodates just three teams whilst no teams play in Tamworth Analysis Area.

### **Participation trends**

- 2.58 Over the last three years, all but one responding club reports that adult participation has remained consistent. However, Lichfield Round Table, Alrewas RBL and Mercia Juniors report that youth participation has declined over the previous three years. In contrast, Coton Green FC indicates that youth participation has increased.
- 2.59 Most responding clubs state that the number of mini soccer teams has remained consistent over recent years. However, Alrewas RBL FC reports a decline in mini teams.
- 2.60 On an individual club basis, the biggest increase in demand is evidenced by Lichfield City FC, which states that it has grown from 20 to 32 teams over four years across the adult, youth and mini sections.

# LICHFIELD DISTRICT COUNCIL PLAYING PITCH STRATEGY

## **Football pyramid demand**

- 2.61 The National League System is a series of interconnected leagues for adult men’s football clubs in England. It begins below the football league (the National League) and comprises of seven steps, with various leagues at each level and more leagues lower down the pyramid than at the top. The system has a hierarchical format with promotion and relegation between the levels, allowing even the smallest club the theoretical possibility of rising to the top of the system.
- 2.62 Clubs within the step system must adhere to ground requirements set out by the FA. The higher the level of football being played the higher the requirements. Clubs cannot progress into the league above if the ground requirements do not meet the correct specifications. Ground grading assesses grounds from A to H, with ‘A’ being the requirements for Step 1 clubs.
- 2.63 There are no professional clubs that play above the football pyramid within Lichfield. There are three clubs which play within the football pyramid, as seen in following table.

*Table 2.8: Summary of teams playing within the football pyramid structure*

Team	League	Level
Chasetown FC	BetVictor Northern – South East	Step 4
Lichfield City FC	Midland Football League – Division 1	Step 6
Coton Green FC	Midland Football League – Division 2	Step 7

- 2.64 A common issue for clubs entering the pyramid is changing facilities. For Step 7 football (ground grading H), changing rooms must be a minimum size of 18 square metres, exclusive of shower and toilet areas. The general principle for clubs in the football pyramid is that they must achieve the appropriate grade by March 31<sup>st</sup> of their first season after promotion, which therefore allows a short grace period for facilities to be brought up to standard. This, however, does not apply to clubs being promoted to Step 7 (as they must meet requirements immediately).

## **Women’s National League System**

- 2.65 There is also a Women’s National League System similar to the adult men’s football pyramid, providing structure to the women’s game. As seen in the table below, this ranges from Step 1 to Step 6 with each step requiring differing ground grading requirements. The system is also hierarchical format with promotion and relegation between the levels.

*Table 2.9: Summary of ground grading for women’s football*

Level	League	Grading category
Step 3 and 4	Women’s Super League 1	Grade A
Step 3 and 4	Women’s Super League 2	Grade B
Step 5	Northern and Southern Women’s Premier League	Grade A
Step 6	Women’s Combination Leagues	Grade B
Step 7	Women’s Regional Leagues – Premier Divisions	Grade C

- 2.66 Although women’s clubs are still required to meet ground requirements set out by the FA, these differ from the men’s National League System. Ratings range from grade A to C, each with differing minimum requirements. Step 1 and 2 in the Women’s National League System is akin to Step 3 and 4 of the men’s National League System, although not exactly the same.

## LICHFIELD DISTRICT COUNCIL PLAYING PITCH STRATEGY

- 2.67 In 2017, the FA announced plans to restructure the women's league for the highest performers in the football pyramid. The changes were implemented from the start of the 2018-19 season and saw the top league, FA WSL 1, expand from ten clubs to 14 and the creation of a new national league established at tier two for a maximum of 12 teams.
- 2.68 Sutton Rangers Ladies FC is the only team within Lichfield that plays in the Women's National League System. It currently plays at Step 7 in the Staffordshire Girls and Ladies Football League, playing fixtures at Shenstone Playing Field.

### ***Imported demand***

- 2.69 Imported demand refers to any demand from neighbouring local authorities that accesses facilities within Lichfield due to a lack of available facilities where such team or club is based.
- 2.70 Sutton Rangers FC imports an adult men's and adult women's team into Lichfield from Birmingham, with home matches played at Shenstone Playing Field. This is not known to be an issue for the Club, due to the proximity of the site to Sutton Coldfield, where it draws its base from.
- 2.71 Glascoate Swifts FC and Ankerside FC play at Rawlett Leisure Centre, despite being Tamworth based clubs competing in the Tamworth & District Sunday Football League. As Rawlett Leisure Centre is located on the boundary of Lichfield District and Tamworth Borough, this is not perceived to be an issue for either club.
- 2.72 Walsall FC's U18s play ten home matches per year on the 3G pitch at Brownsfield Park. This is due to a lack of floodlit on grass pitches in Walsall. Due to the location of Brownsfield Park from Walsall FC's training ground at Broad Lane Pavilion (South Staffordshire), the Club has ambitions to relocate this demand closer to Walsall.

### ***Exported demand***

- 2.73 Exported demand refers to teams that are currently accessing pitches for home fixtures outside of Lichfield, despite being registered to the District. Whittington FC and Lichfield City FC export a total of 11 teams outside of Lichfield to compete in the Burton Junior Football League. The League operates on a central venue basis up to the U11 age banding. None of the venues utilised by the League are located in Lichfield, meaning there is no alternative for the clubs unless they switched to a different league system.

### ***Latent demand***

- 2.74 Latent demand refers to potential demand; clubs that would like to field more teams but currently do not do so. This can be for a variety of reasons including a lack pitches, appropriate facilities and qualified coaches. Clubs that report latent demand relating to facilities and the reasons provided for this latent demand can be seen in the table below.

*Table 2.10: Summary of latent demand*

<b>Club</b>	<b>Need for more match pitches</b>	<b>Need for more/better training facilities</b>	<b>Need for better/more appropriate changing provision</b>
Alrewas RBL FC	Yes	-	-
Burntwood Dragons and Phoenix FC	Yes	Yes	-
Chasetown Youth FC	Yes	Yes	Yes
Coton Green FC	Yes	Yes	-

## LICHFIELD DISTRICT COUNCIL PLAYING PITCH STRATEGY

Club	Need for more match pitches	Need for more/better training facilities	Need for better/more appropriate changing provision
Fountain United FC	-	Yes	Yes
Lichfield City FC	Yes	-	Yes
Lichfield Round Table FC	-	Yes	Yes
Mercia Juniors FC	Yes	Yes	Yes
Sporting Burntwood FC	-	-	-
Three Spires United FC	Yes	-	-
Whittington FC	Yes	Yes	-
Whittington United FC	-	-	-

- 2.75 Ten clubs indicate some level of latent demand, with eight of these reporting that they would be able to field additional teams if they had access to more match pitches. Coton Green FC believes the Club could grow substantially, further developing its girls' section as well as having more male teams.
- 2.76 Of the seven clubs that indicate a requirement for more/better training facilities to field more teams, all seven specifically mentioned a lack of 3G pitches in Lichfield District.

### ***Unmet demand***

- 2.77 Unmet demand is existing demand that is not getting access to pitches. It is usually expressed, for example, when a team is already training but is unable to access a match pitch, or when a league has a waiting list due to a lack of pitch provision, which in turn is hindering the growth of the league. No unmet demand is expressed by responsive clubs in Lichfield.

### ***Future demand***

- 2.78 Future demand can be defined in three ways. Through participation increases, using population forecasts and additional demand generated from housing growth. The latter is assessed via a range of scenarios contained within the Strategy document, with the former two detailed below.

#### *Participation increases*

- 2.79 Of the clubs that responded to consultation, six indicate aspirations to increase the number of teams they provide. This equates to a predicted growth of nine teams, as seen below. This does not include latent demand identified above as it is considered to be absorbed within future demand aspirations.

*Table 2.11: Potential team increases identified by clubs*

Club	Analysis area	Future demand	Pitch size	Match equivalent sessions <sup>4</sup>
Burntwood Dragons and Phoenix FC	Burntwood	2 x Mini	5v5	1
Chasetown Youth FC	Burntwood	2 x Mini	5v5	1
Fountain United FC	Lichfield City	2 x Mini	5v5	1
Lichfield City FC	Lichfield City	2 x Mini	5v5	1

<sup>4</sup> Two teams require one pitch to account for playing on a home and away basis; therefore, 0.5 pitches can therefore be seen in the table where there is latent demand for one team.



## LICHFIELD DISTRICT COUNCIL PLAYING PITCH STRATEGY

Club	Analysis area	Future demand	Pitch size	Match equivalent sessions <sup>4</sup>
Lichfield Round Table FC	Lichfield City	1 x Adult	Adult	0.5
<b>Total</b>				<b>4.5</b>

- 2.80 If realised, total future demand expressed would equate to an additional 4.5 match equivalent sessions per week, most of which, is in Lichfield City Analysis Area (2.5 match equivalent sessions per week).
- 2.81 In addition to the demand identified above, Whittington FC also has aspiration to add another mini 5v5 team next year. However, this has been discounted as it is likely any mini teams generated by the Club will compete in the Burton Junior Football League and therefore play home fixtures outside of Lichfield.

### *Population increases*

- 2.82 Team generation rates are used to calculate the number of teams likely to be generated in the future (2040) based on population growth. Using this, no teams are expected to be generated through population growth alone.

*Table 2.12: District wide team generation rates (TGRs)*

Age group	Current population within age group	Current no. of teams <sup>5</sup>	Team Generation Rate	Future population within age group	Predicted future number of teams (2040)	Additional teams that may be generated from the increased population
Adult Men's (18-45)	16,200	31	1:523	15,825	30	0
Adult Women's (18-45)	15,585	1	1:15,585	14,546	1	0
Youth Boys (12-17)	3,454	68	1:51	3,414	67	0
Youth Girls (12-17)	3,206	10	1:321	3,267	10	0
Youth Boys (10-11)	1,198	26	1:46	1,096	24	0
Youth Girls (10-11)	1,170	5	1:234	1,053	5	0
Mini Mixed (8-9)	2,266	29	1:78	2,112	27	0
Mini Mixed (6-7)	2,363	17	1:139	2,048	15	0

- 2.83 This situation is replicated when broken down by analysis area, with no additional teams expected to be generated.
- 2.84 It is important to note that TGRs are based on population figures and cannot account for specific targeted development work within certain areas or focused towards certain groups, such as NGB initiatives or coaching within schools. For example, the FA has committed to doubling women's and girl's football participation by 2020. In 2017, to assist in obtaining this goal, and in partnership with SSE, it introduced SSE Wildcats Centres.

<sup>5</sup> Age group team numbers differ from Table 2.6 as forecasts are based on age rather than playing format. U17 and U18 teams affiliate to their respective County FA as juniors, however, are generally considered to play on and require adult pitches and are considered by age boundaries to be in the adult age group

# LICHFIELD DISTRICT COUNCIL PLAYING PITCH STRATEGY

## SSE Wildcats Centres

- 2.85 SSE Wildcats Centres work with County FA qualified coaches to deliver local weekly sessions, which provide opportunities for girls aged five to 11 to develop fundamental skills and experience football in a safe and fun environment. There were 200 established centres which delivered the SSE Wildcats pilot in 2017, with 1,250 established now in place.
- 2.86 All organisations delivering Wildcats centres receive a £900 start-up grant and 30 branded footballs in their first year of running the programme to help develop and increase girl's participation.
- 2.87 In light of both FA aspirations to double female participation in football through its Game Changer strategy and the SSE Wildcats programme, it is likely that the growth in affiliated women's and girl teams may exceed that shown through team generation rates; however, to what extent is not currently quantifiable.
- 2.88 There is currently one Wildcats centre operating in Lichfield. This is based at Open House and operated by the Midland Soccer Academy.

## 2.4: Capacity analysis

- 2.89 The capacity for pitches to regularly provide for competitive play, training and other activity over a season is most often determined by quality. As a minimum, the quality and therefore the capacity of a pitch affect the playing experience and people's enjoyment. In extreme circumstances, it can result in the inability of a pitch to cater for all or certain types of play during peak and off peak times.
- 2.90 As a guide, The FA has set a standard number of matches that each grass pitch type should be able to accommodate without it adversely affecting its quality. Taking into consideration the guidelines on capacity, the following ratings were used in Lichfield:

Adult pitches		Youth pitches		Mini pitches	
Pitch quality	Matches per week	Pitch quality	Matches per week	Pitch quality	Matches per week
Good	3	Good	4	Good	6
Standard	2	Standard	2	Standard	4
Poor	1	Poor	1	Poor	2

- 2.91 Table 2.13 overleaf applies the above pitch ratings against the actual level of weekly play recorded to determine a capacity rating as follows:

<b>Potential capacity</b>	Play is below the level the site could sustain
<b>At capacity</b>	Play matches the level the site can sustain
<b>Overused</b>	Play exceeds the level the site can sustain

## Match equivalent sessions

- 2.92 Pitches have a limit of how much play they can accommodate over a certain period of time before their quality, and in turn their use, is adversely affected. As the main usage of pitches is likely to be for matches, it is appropriate for the comparable unit to be match equivalent sessions but may for example include training sessions and informal use.



# LICHFIELD DISTRICT COUNCIL

## PLAYING PITCH STRATEGY

---

### ***Education sites***

- 2.93 To account for curricular/extra-curricular use of education pitches it is likely that the carrying capacity at such sites will need to be adjusted. The only time this would not happen is when a school does not use its pitches at all and the sole use is community use. The adjustment is typically dependent on the amount of play carried out, the number of pitches on site and whether there is access to 3G pitch.
- 2.94 In some cases, where there is no identified community use, there is little capacity to accommodate further play. Internal usage often exceeds recommended pitch capacity, which is further exacerbated by basic maintenance regimes that may not extend beyond grass cutting and line marking.
- 2.95 In Lichfield, current play at primary schools, secondary schools, colleges and independent schools has been increased on a site-by-site basis following consultation with the providers. Generally, usage is increased by one match equivalent session per pitch; however, in some cases, further use is added when it is known that a particular provider uses a particular pitch heavily.

### ***Informal use***

- 2.96 A number of football pitches in the area are on open access sites. As such, these pitches are subject to informal use in the form of dog walkers, unorganised games of football and exercise groups. It must be noted, however, that informal use of these sites is not accounted for as it is difficult to quantify on a site-by-site basis. Informal use is known to take place at Hospital Road, Open House and The Friary School.

### ***Peak time***

- 2.97 Spare capacity can only be considered as actual spare capacity if pitches are available at peak time. In Lichfield, peak time is considered to be Sunday AM for most pitch types, as the majority of teams across all age groups play at this time. The exception to this is for mini 7v7 pitches, where peak time is considered to be Saturday AM.
- 2.98 In the table overleaf, please note that, on occasions, spare capacity in the peak period is identified despite the pitch being played to capacity or overplayed or more spare capacity is identified in the peak period than what exists overall. This is because the majority of use on those particular pitches occurs outside of the peak period. Therefore, the identified spare capacity at peak time should not be utilised over and above overall capacity unless quality improvements are made that increases overall capacity.

**LICHFIELD DISTRICT COUNCIL  
PLAYING PITCH STRATEGY**

Table 2.13: Football pitch capacity analysis

Site ID	Site name	Analysis area	Community use?	Management	Security of tenure	Pitch type	Pitch size	No. of pitches	Quality rating	Current play (match sessions)	Site capacity <sup>6</sup> (match sessions)	Overused, at capacity or spare capacity	Spare capacity in peak period	Comments	
1	All Saints C of E (C) Primary School	Lichfield District North	No	Education	Unsecure	Mini	(7v7)	1	Standard	1	4	3	-	Pitches are unavailable for community use.	
							(5v5)	1		1	4	3	-		
3	Baxters Field	Lichfield District South and East	Yes-unused	MOD	Unsecure	Youth	(9v9)	3	Standard	0	6	6	3	Spare capacity discounted due to unsecure tenure.	
5	Beacon Park	Lichfield City	Yes	Council	Secure	Youth	(11v11)	3	Standard	4	6	2	1.5	Actual spare capacity at peak time across all pitches.	
						Youth	(9v9)	2		2.5	4	1.5	0.5		
						Mini	(7v7)	2		3	8	5	1.5		
						Mini	(5v5)	2		2	8	6	0.5		
6	Bit End Field	Lichfield District South and East	Yes	Parish Council	Secure	Adult		1	Standard	2	2		-	Pitches are played to capacity. Actual spare capacity at peak time.	
						Mini	(7v7)	1		0	4	4	1		
8	Burntwood Leisure Centre	Burntwood	Yes	Council	Secure	Adult		3	Standard	2.5	6	3.5	0.5	Actual spare capacity at peak time.	
						Youth	(9v9)	1		1	2	1	-		Played to capacity at peak time.
9	Burntwood Memorial Park	Burntwood	Yes	Sports Club	Secure	Adult		1	Standard	1	2	1	0.5	Actual spare capacity at peak time.	
10	Burntwood Rugby Club Sports Association	Burntwood	Yes	Sports Club	Secure	Youth	(11v11)	1	Standard	1	2	1	-	Played to capacity at peak time.	
12	Chadsmead Primary Academy	Lichfield City	No	Education	Unsecure	Youth	(9v9)	1	Standard	1	2	1	-	Pitches are unavailable for community use.	
						Mini	(5v5)	2		1	8	7	-		
13	Charnwood School	Lichfield City	No	Education	Unsecure	Mini	(7v7)	2	Standard	1	8	7	-	Pitches are unavailable for community use.	
							(5v5)	1		1	4	3	-		
15	Chase Terrace Technology College	Burntwood	Yes	Education	Unsecure	Adult		1	Poor	0.5	1	0.5	0.5	Spare capacity discounted due to unsecure tenure and poor pitch quality.	
						Youth	(11v11)	1		1	1	-	Pitch played to capacity.		
						Youth	(9v9)	1		2	1	1	-		Pitch is overplayed.
						Mini	(7v7)	2		1.5	4	2.5	1.5		Spare capacity discounted due to unsecure tenure and poor pitch quality.
						Mini	(5v5)	2		2	4	2	-		Played to capacity at peak time.
16	Chasetown Community School	Burntwood	No	Education	Unsecure	Youth	(9v9)	1	Standard	2	1	1	-	Pitch is unavailable for community use.	
18	DMS Whittington	Lichfield District South and East	Yes	MOD	Unsecure	Adult		3	Poor	2	3	1	1	Spare capacity discounted due to unsecure tenure and poor pitch quality.	
						Youth	(9v9)	1		1.5	1	0.5	-		Pitch is overplayed.
19	Elford Playing Field	Lichfield District South and East	Yes	Sports Club	Secure	Adult		1	Poor	1.5	1	0.5	-	Pitch is overplayed.	
20	Erasmus Darwin Academy	Burntwood	Yes	Education	Unsecure	Adult		2	Standard	1.5	4	2.5	1.5	Spare capacity discounted due to unsecure tenure.	
						Youth	(11v11)	1		2	2	-	Pitch is played to capacity.		
						Youth	(9v9)	2		3.5	4	0.5	0.5		Spare capacity discounted due to unsecure tenure.
21	Fazeley Mile Oak Recreation Ground	Tamworth	Yes-unused	Council	Secure	Adult		1	Standard	0	2	2	1	Actual spare capacity at peak time.	

<sup>6</sup> Based on pitch quality The FA recommends a maximum number of match equivalent sessions to be accommodate per pitch type. Please refer to Section 2.4 for the full breakdown.

**LICHFIELD DISTRICT COUNCIL  
PLAYING PITCH STRATEGY**

Site ID	Site name	Analysis area	Community use?	Management	Security of tenure	Pitch type	Pitch size	No. of pitches	Quality rating	Current play (match sessions)	Site capacity <sup>6</sup> (match sessions)	Overused, at capacity or spare capacity	Spare capacity in peak period	Comments
23	Fulfen Primary School	Burntwood	No	Education	Unsecure	Mini	(7v7)	3	Poor	1	6	5	-	Pitches are unavailable for community use.
25	Harlaston Bridge	Lichfield District South and East	Yes-unused	Sports Club	Secure	Adult		1	Poor	0	1	1	1	Spare capacity discounted due to poor pitch quality.
26	Highfields Academy	Burntwood	Yes	Education	Unsecure	Mini	(7v7)	1	Standard	2	4	2	-	Played to capacity at peak time.
						Mini	(5v5)	1		1.5	4	2.5	0.5	Spare capacity discounted due to unsecure tenure.
29	Holly Grove Primary School	Burntwood	Yes	Education	Unsecure	Mini	(7v7)	2	Poor	1	4	3	2	Spare capacity discounted due to unsecure tenure and poor pitch quality.
30	Hospital Road	Burntwood	Yes	Sports Club	Secure	Adult		1	Standard	2	2		-	Pitches are played to capacity.
						Youth	(11v11)	1		2	2		-	
						Youth	(9v9)	1		2.5	2	0.5	-	Pitch is overplayed.
						Mini	(7v7)	2		4	8	4	0.5	Actual spare capacity at peak time.
						Mini	(5v5)	1		1.5	4	2.5	-	Played to capacity at peak time.
31	King Edward VI School	Lichfield City	Yes	Education	Unsecure	Youth	(11v11)	1	Good	1	4	3	1	Spare capacity discounted due to unsecure tenure.
34	Kings Bromley Showground	Lichfield District North	Yes-unused	Community	Secure	Youth	(11v11)	1	Standard	0	2	2	1	Actual spare capacity at peak time.
35	Lichfield Hockey & Cricket Club	Lichfield City	Yes	Sports Club	Secure	Adult		1	Good	2	3	1	-	Played to capacity at peak time.
						Youth	(11v11)	1		1.5	4	2.5	1	Actual spare capacity at peak time.
						Mini	(7v7)	1		1	6	5	0.5	
						Mini	(5v5)	1		0.5	6	5.5	1	
41	Mill Green Sports Ground	Lichfield District South and East	Yes	Sports Club	Secure	Adult		1	Standard	1.5	2	0.5	-	Played to capacity at peak time.
						Youth	(11v11)	1		1	2	1	-	
						Mini	(7v7)	1		0	4	4	1	Actual spare capacity at peak time.
						Mini	(5v5)	1		0	4	4	1	
43	Nether Stowe High School	Lichfield City	Yes	Education	Unsecure	Youth	(11v11)	3	Poor	2	3	1	1	Spare capacity discounted due to unsecure tenure and poor pitch quality.
44	New Mill Lane	Lichfield District South and East	Yes	Sports Club	Secure	Adult		2	Good	5	6	1	1	Actual spare capacity at peak time.
						Mini	(7v7)	2		4	12	8	-	Played to capacity at peak time.
45	Open House	Burntwood	Yes	Council	Secure	Adult		1	Standard	1	2	1	-	Played to capacity at peak time.
						Youth	(9v9)	1		0	2	2	1	Actual spare capacity at peak time.
						Mini	(7v7)	1		1	4	3	-	Played to capacity at peak time.
48	Rawlett Leisure Centre	Lichfield District South and East	Yes	Education	Unsecure	Adult		2	Standard	1.5	4	2.5	0.5	Spare capacity discounted due to unsecure tenure.
						Youth	(11v11)	1		1	2	1	1	
						Mini	(7v7)	1		1	4	3	1	
49	Rectory Close Playing Field	Lichfield District South and East	Yes-unused	Parish Council	Secure	Adult		1	Poor	0	1	1	1	Spare capacity discounted due to poor pitch quality.
50	Redwood Park	Burntwood	Yes-unused	Council	Secure	Adult		1	Standard	0	2	2	1	Actual spare capacity at peak time.
55	Shortbutts Lane	Lichfield City	Yes	Council	Secure	Adult		1	Standard	1	2	1	-	Played to capacity at peak time.
						Youth	(11v11)	1		1	2	1	-	
56	Springhill Academy	Burntwood	Yes	Education	Unsecure	Mini	(7v7)	1	Standard	2	4	2	-	Played to capacity at peak time.

**LICHFIELD DISTRICT COUNCIL  
PLAYING PITCH STRATEGY**

Site ID	Site name	Analysis area	Community use?	Management	Security of tenure	Pitch type	Pitch size	No. of pitches	Quality rating	Current play (match sessions)	Site capacity <sup>6</sup> (match sessions)	Overused, at capacity or spare capacity	Spare capacity in peak period	Comments
57	St Chads CE Primary School	Lichfield City	Yes-unused	Education	<b>Unsecure</b>	Mini	(7v7)	1	Standard	1	4	3	1	Spare capacity discounted due to unsecure tenure.
59	St Joseph's Catholic Primary School	Lichfield City	No	Education	<b>Unsecure</b>	Mini	(5v5)	2	Standard	1	8	7	-	Pitches unavailable for community use.
60	St Matthew's Sports and Social Club	Burntwood	Yes	Sports Club	Secure	Adult		1	Standard	0.5	2	1.5	0.5	Actual spare capacity at peak time.
62	Stonnall Playing Fields	Lichfield District South and East	Yes	Parish Council	Secure	Adult		1	Poor	1	1		-	Played to capacity.
						Mini	(7v7)	1		0	2	2	1	Spare capacity discounted due to poor pitch quality.
63	Stychbrook Park	Lichfield City	Yes	Council	Secure	Adult		2	Standard	1.5	4	2.5	0.5	Actual spare capacity at peak time.
64	Tamworth Cricket, Hockey and Squash Club	Lichfield District South and East	Yes	Sports Club	Secure	Adult		2	Standard	2.5	4	1.5	0.5	Actual spare capacity at peak time.
65	The Bypass	Lichfield City	Yes	Council	Secure	Adult		2	Standard	1.5	4	2.5	1.5	Actual spare capacity at peak time.
67	The Friary School	Lichfield City	Yes	Education	<b>Unsecure</b>	Youth	(11v11)	2	Standard	3	4	1	-	Played to capacity at peak time.
						Youth	(9v9)	1		2	2		-	Played to capacity.
68	The Scholars Ground	Burntwood	Yes	Sports Club	Secure	Adult		1	Good	1.5	3	1.5	1	Actual spare capacity at peak time.
69	Walk Field	Lichfield District North	Yes	Sports Club	Secure	Adult		1	Standard	1	2	1	-	Played to capacity at peak time.
70	Whittington Cricket Club	Lichfield District South and East	Yes	Sports Club	Secure	Youth	(9v9)	1	Poor	1	1		-	Played to capacity.
76	Shenstone Playing Field	Lichfield District South and East	Yes	Council	Secure	Adult		1	Good	1.5	3	1.5	1	Actual spare capacity at peak time.
86	Lichfield Cathedral School Playing Fields	Lichfield District North	Yes-unused	Education	<b>Unsecure</b>	Youth	(9v9)	2	Poor	1	2	1	1	Spare capacity discounted due to unsecure tenure and poor pitch quality.
90	Boney Hay Primary Academy	Burntwood	Yes-unused	Education	<b>Unsecure</b>	Mini	(7v7)	1	Poor	1	2	1	1	Spare capacity discounted due to unsecure tenure and poor pitch quality.
94	School Lane	Lichfield District North	Yes	Council	Secure	Adult		1	Standard	0.5	2	1.5	0.5	Actual spare capacity at peak time.

# LICHFIELD DISTRICT COUNCIL PLAYING PITCH STRATEGY

## *Spare capacity*

- 2.99 To determine ‘actual spare capacity’, each site with ‘potential capacity identified in Table 2.13 has been reviewed. A pitch is only said to have ‘actual spare capacity’ if it is available for community use and available at the peak time for that format of the game. Any pitch not meeting this criterion has consequently been discounted.
- 2.100 There may also be situations where, although a site is highlighted as potentially able to accommodate some additional play, this should not be recorded as spare capacity against the site. For example, a site may be managed to operate slightly below full capacity to ensure that it can cater for a number of regular friendly matches and activities that take place but are difficult to quantify on a weekly basis.
- 2.101 Pitches that are of a poor quality are not deemed to have actual spare capacity due to their already low carrying capacity. Any identified spare capacity should be retained in order to relieve the pitches of use, which in turn, will aid the improvement of pitch quality.
- 2.102 Unless tenure is considered secure through the operator, school sites that are currently available for community use but unused are also not considered to have actual spare capacity as the full availability of these pitches cannot be determined. Further consultation with the providers is therefore recommended to fully understand community use aspects, i.e. are the pitches available during peak time, are they available throughout the playing season and are they affordable.
- 2.103 Given the above, actual spare capacity in Lichfield totals 21.5 match equivalent sessions per week across 35 pitches. This has been aggregated up by area and by pitch type.

*Table 2.14: Summary of actual spare capacity*

Analysis area	Actual spare capacity (match equivalent sessions per week)				
	Adult	Youth 11v11	Youth 9v9	Mini 7v7	Mini 5v5
Burntwood	3.5	-	1	0.5	-
Lichfield City	2	2.5	0.5	2	1.5
Lichfield District North	1.5	-	-	-	-
Lichfield District South and East	2.5	-	-	2	1
Tamworth	1	-	-	-	-
<b>Total</b>	<b>10.5</b>	<b>2.5</b>	<b>1.5</b>	<b>4.5</b>	<b>2.5</b>

- 2.104 Most of the actual spare capacity is identified on adult pitches, although some level is identified on each pitch type. The most actual spare capacity is identified in Lichfield City Analysis Area (8.5 match equivalent sessions per week), followed by Lichfield District South and East and Burntwood analysis areas (with 5.5 and five match equivalent sessions per week, respectively). In contrast, only minimal levels of actual spare capacity is identified in Tamworth (one match equivalent session per week) and Lichfield District North (1.5 match equivalent sessions per week)
- 2.105 Furthermore, 18 match equivalent sessions per week are discounted due to unsecure tenure, whereas 11 match equivalent sessions per week are discounted due to quality issues. An improvement in tenure and/or quality at these sites will therefore create more actual spare capacity.

# LICHFIELD DISTRICT COUNCIL PLAYING PITCH STRATEGY

## Overplay

2.106 Overplay occurs when there is more play accommodated on a site than it is able to sustain, which can often be due to the low carrying capacity of pitches. In Lichfield, four pitches across four sites are overplayed by a combined total of 2.5 match equivalent sessions per week. Chase Terrace Technology College, DMS Whittington and Elford Playing Field are overplayed due to poor pitch quality whilst Hospital Road is overused.

Table 2.15: Summary of overplay

Site ID	Site name	Analysis area	Pitch type	No. of pitches	Capacity rating (match sessions)
15	Chase Terrace Technology College	Burntwood	Youth (9v9)	1	1
18	DMS Whittington	Lichfield District South and East	Youth (9v9)	1	0.5
19	Elford Playing Field	Lichfield District South and East	Adult	1	0.5
30	Hospital Road	Burntwood	Youth (9v9)	1	0.5
<b>Total</b>					<b>2.5</b>

2.107 When broken down, 1.5 match equivalent sessions per week of overplay takes place in the Burntwood Analysis Area and one match equivalent session per week of overplay takes place in the Lichfield District South and East Analysis Area. This is a relatively low amount of overplay when compared to other local authorities, both regionally and nationally.

## 2.5: Supply and demand analysis

2.108 Having considered supply and demand, the tables below identify current demand (i.e. spare capacity taking away overplay and any exported demand) in each of the analysis areas for each pitch type, based on match equivalent sessions. Future demand is based on team generation rates, which are driven by population increases in addition to club aspirational future growth plans.

### Adult pitch analysis

Table 2.16: Supply and demand balance of adult pitches

Analysis area	Actual spare capacity <sup>7</sup>	Demand (match equivalent sessions)			
		Overplay	Current total	Future demand	Future total
Burntwood	3.5	-	3.5	-	3.5
Lichfield City	2	-	2	0.5	1.5
Lichfield District North	1.5	-	1.5	-	1.5
Lichfield District South and East	2.5	0.5	2	-	2
Tamworth	1	-	1	-	1
<b>Total</b>	<b>10.5</b>	<b>0.5</b>	<b>10</b>	<b>0.5</b>	<b>9.5</b>

2.109 There is currently an adequate supply of adult pitches to meet demand, with ten match equivalent sessions per week of spare capacity overall and spare capacity existing in each analysis area. After considering future demand, only one adult team is expected to be generated, reducing total actual spare capacity to 9.5 match equivalent sessions per week.

<sup>7</sup> In match equivalent sessions



# LICHFIELD DISTRICT COUNCIL PLAYING PITCH STRATEGY

## Youth 11v11 pitch analysis

Table 2.17: Supply and demand balance of youth 11v11 pitches

Analysis area	Actual spare capacity <sup>8</sup>	Demand (match equivalent sessions)			
		Overplay	Current total	Future demand	Future total
Burntwood	-	-		-	
Lichfield City	2.5	-	2.5	-	2.5
Lichfield District North	-	-		-	
Lichfield District South and East	-	-		-	
Tamworth	-	-		-	
<b>Total</b>	<b>2.5</b>	<b>0</b>	<b>2.5</b>	<b>0</b>	<b>2.5</b>

- 2.110 There is currently minimal spare capacity across the District on youth 11v11 pitches. With no additional teams expected to be generated, this translates to a sufficient supply of youth 11v11 pitches to cater for current and future demand.

## Youth 9v9 pitch analysis

Table 2.18: Supply and demand balance of youth 9v9 pitches

Analysis area	Actual spare capacity <sup>9</sup>	Demand (match equivalent sessions)			
		Overplay	Current total	Future demand	Future total
Burntwood	1	1.5	0.5	-	0.5
Lichfield City	0.5	-	0.5	-	0.5
Lichfield District North	-	-		-	
Lichfield District South and East	-	0.5	0.5	-	0.5
Tamworth	-	-		-	
<b>Total</b>	<b>1.5</b>	<b>2</b>	<b>0.5</b>	<b>0</b>	<b>0.5</b>

- 2.111 Overall, there is a current shortfall of youth 9v9 pitches in Lichfield, equating to 0.5 match equivalent sessions. This shortfall can be attributed to the Burntwood and Lichfield District South and East analysis areas. No additional youth 9v9 teams are expected to be generated so the current shortfall is likely to persist after accounting for future demand.

## Mini 7v7 pitch analysis

Table 2.19: Supply and demand balance of mini 7v7 pitches

Analysis area	Actual spare capacity <sup>10</sup>	Demand (match equivalent sessions)			
		Overplay	Current total	Future demand	Future total
Burntwood	0.5	-	0.5	-	0.5
Lichfield City	2	-	2	-	2
Lichfield District North	-	-		-	
Lichfield District South and East	2	-	2	-	2
Tamworth	-	-		-	
<b>Total</b>	<b>4.5</b>	<b>0</b>	<b>4.5</b>	<b>0</b>	<b>4.5</b>

<sup>8</sup> In match equivalent sessions

<sup>9</sup> In match equivalent sessions

<sup>10</sup> In match equivalent sessions

## LICHFIELD DISTRICT COUNCIL PLAYING PITCH STRATEGY

2.112 Actual spare capacity for mini 7v7 pitches across Lichfield currently equates to 4.5 match equivalent sessions per week, with no overplay identified in the District. After accounting for future demand, no additional teams are expected to be generated so the current supply of mini 7v7 pitches is likely to be adequate for both current and future demand.

### Mini 5v5 pitch analysis

Table 2.20: Supply and demand balance of mini 5v5 pitches

Analysis area	Actual spare capacity <sup>11</sup>	Demand (match equivalent sessions)			
		Overplay	Current total	Future demand	Future total
Burntwood	-	-		2	2
Lichfield City	1.5	-	1.5	2	0.5
Lichfield District North	-	-		-	
Lichfield District South and East	1	-	1	-	1
Tamworth	-	-		-	
<b>Total</b>	<b>2.5</b>	<b>0</b>	<b>2.5</b>	<b>4</b>	<b>1.5</b>

2.113 Currently, there is minimal actual spare capacity of mini 5v5 pitches in Lichfield, with 2.5 match equivalent sessions of spare capacity identified in the District. After accounting for future demand, the Burntwood and Lichfield City analysis areas are likely to become overplayed by two and 0.5 match equivalent sessions respectively, resulting in an overall shortfall of provision.

## 2.6: Conclusions

2.114 Using the supply and demand analysis tables, it is determined that there is current spare capacity across all but one pitch type in Lichfield, with youth 9v9 pitches having a slight shortfall equating to 0.5 match equivalent sessions per week. After accounting for future demand, there is also likely to be a shortfall of mini 5v5 pitches equating to 1.5 match equivalent sessions per week.

Table 2.21: Summary of supply and demand

Pitch type	Actual spare capacity <sup>12</sup>	Demand (match equivalent sessions)			
		Overplay	Current total	Future demand	Future total
Adult	10.5	0.5	10	0.5	9.5
Youth 11v11	2.5	-	2.5	-	2.5
Youth 9v9	1.5	2	0.5	-	0.5
Mini 7v7	4.5	-	4.5	-	4.5
Mini 5v5	2.5	-	2.5	4	1.5

Notwithstanding the spare capacity expressed, a number of pitches in Lichfield have been assessed as poor quality and as such there is still a need to address qualitative deficiencies which will be explored further in the Strategy document to follow.

<sup>11</sup> In match equivalent sessions

<sup>12</sup> In match equivalent sessions



### Football – grass pitch summary

- ◀ **Based on current demand, there is a shortfall of youth 9v9 pitches but spare capacity on the remaining pitch types.**
- ◀ **When accounting for future demand, a shortfall is also created in relation to mini 5v5 pitches.**
- ◀ The audit identifies a total of 115 grass football pitches within Lichfield across 47 sites, with 100 pitches available, at some level, for community use across 41 sites.
- ◀ Lichfield Sports Club has ambitions to provide an additional grass pitch provision on a second field which is adjacent to Lichfield Hockey & Cricket Club.
- ◀ Discussions have taken place between Lichfield City FC and Staffordshire FA with regards to the potential for three additional youth 9v9 pitches to be provided.
- ◀ The closure of Rugeley Power Station resulted in the loss of an adult football pitch (disused).
- ◀ In total, 11 pitches are assessed as good quality, 59 as standard quality and 30 as poor quality.
- ◀ DMS Whittington, Elford Playing Field, St Matthew's Sports and Social Club and Stychbrook Park all have poor quality ancillary facilities on site, whilst a further six sites are identified as having no clubhouse/changing provision on site.
- ◀ Chasetown Youth FC, Lichfield City FC and Burntwood Dragons and Phoenix FC as well as Lichfield Sports Club all have aspirations relating to the improvement and/or extension of existing ancillary provision.
- ◀ Chasetown Youth FC has aspirations to extend its current five-year lease agreement for use of Burntwood Memorial Park and making this a home venue for the Club's youth section.
- ◀ Three clubs play within the adult men's football pyramid in Lichfield, whilst one club plays within the women's pyramid.
- ◀ Through the audit and assessment, 187 teams from within 32 clubs are identified as playing within Lichfield; this consists of 31 adult men's, one adult women's, 94 youth boys', 15 youth girls' and 46 mini teams.
- ◀ Whittington FC and Lichfield City FC export a total of 11 teams outside of Lichfield to compete in the Burton Junior Football League; the League operates on a central venue basis up to the U11 age group.
- ◀ Of the clubs that responded to consultation, six indicate aspirations to increase the number of teams they provide, totalling a predicted growth of nine teams.
- ◀ Team generation rates predict that no additional teams will be generated in Lichfield through population growth alone.
- ◀ Actual spare capacity totals 21.5 match equivalent sessions across 35 pitches.
- ◀ Four pitches across four sites are overplayed by a combined total of 2.5 match equivalent sessions.

## PART 3: THIRD GENERATION TURF (3G) ARTIFICIAL GRASS PITCHES (AGPS)

### 3.1: Introduction

- 3.1 There are several surface types that fall into the category of AGP. The three main groups are rubber crumb (also known as third generation turf or 3G), sand based (filled or dressed) and water based.

*Table 3.1: AGP type and sport suitability*

Surface	Category	Comments
Rubber crumb	Long Pile 3G (60mm with shock pad)	Rugby surface – must comply with World Rugby type 22 and/or RFL Community Standard, requires a minimum of 60mm pile.
Rubber crumb	Medium Pile 3G (55-60mm)	Preferred football surface. Suitable for non-contact rugby union/league practice or play.
Rubber crumb	Short Pile 3G (40mm)	Acceptable surface for some competitive football.
Sand	Sand Filled	Competitive hockey and football training.
Sand	Sand Dressed	Preferred hockey surface and suitable for football training.
Water	Water based	Preferred hockey surface and suitable for football training if irrigated.

- 3.2 England Hockey's Artificial Grass Playing Surface Policy (June 2016) advises that 3G pitches should not be used for hockey matches or training and that they can only be used for lower level hockey (introductory level) when no sand-based or water-based AGPs are available.
- 3.3 Competitive football can take place on 3G surfaces that have been FA or FIFA certified and a growing number of 3G pitches are now used for competitive match play at mini soccer and youth level. The recommended FA dimensions for a full sized 3G pitch are 100x64 metres with additional run off areas of three metres required on each side. Minimum playing area dimensions to meet performance standard criteria for competitive football are 90x45 metres (or 100x64 metres for FIFA sanctioned international matches), with additional run off areas of three metres required on each side. FIFA 3G pitch certification is required to host competitive adult match play at Step 3 and below, whilst for teams playing at Steps 1 or 2 pitches are required to have FIFA Pro standard certification, further information on which is included later in the section. Football training can take place on sand and water based surfaces but is not the preferred option.
- 3.4 World Rugby produced the 'Performance Specification for Artificial Grass Pitches for Rugby', more commonly known as 'Regulation 22' that provides the necessary technical detail to produce pitch systems that are appropriate for rugby. The artificial surface standards identified in Regulation 22 allows matches to be played on surfaces that meet the standard. Full contact activity, including tackling, rucking, mauling and lineouts can take place. All full size World Rugby compliant 3G pitches feature on the RFU register, including expiry dates of certification<sup>13</sup>. Upon registration, World Rugby compliancy is valid for two years before renewal and retesting is required.

<sup>13</sup><http://www.englishrugby.com/governance/club-support/facilities-kit-and-equipment/artificial-surfaces/artificial-grass-pitches>

## LICHFIELD DISTRICT COUNCIL PLAYING PITCH STRATEGY

- 3.5 Many test contractors are able to offer reduced rates through efficiency savings to carry out multiple performance tests in the same session, therefore providers seeking 3G pitch compliancy for a number of sports would be recommended to consider this opportunity.

### 3.2: Current provision

- 3.6 A full size 3G pitch is considered by the FA to measure at least 100 x 64 metres (106 x 64 metres including run offs); however, for the purposes of this report, all pitches measuring over 90 x 60 metres (inclusive of run offs) are considered to be full size due to the amount of demand they can accommodate. Nationally, many 3G pitches are slightly undersized due to being converted from sand-based provision (dimensions for hockey are smaller than for football).
- 3.7 There are three, full size 3G pitches in Lichfield that fully comply with the above specification. All three are floodlit and available for community use. Lichfield District North and Tamworth analysis areas contain no full size 3G pitches.

3.8 *Table 3.2: Full size 3G pitches in Lichfield*

Site ID	Site name	Analysis area	Community use?	Floodlit?	Size (metres)
7	Brownsfield Park	Lichfield City	Yes	Yes	106 x 69
8	Burntwood Leisure Centre	Burntwood	Yes	Yes	92 x 60
48	Rawlett Leisure Centre	Lichfield District South and East	Yes	Yes	105 x 68

- 3.9 In addition, there is one smaller size 3G pitch in Lichfield, located at HMP Swinfen Hall. As the pitch is located at a prison site, it is unavailable for external/community use.

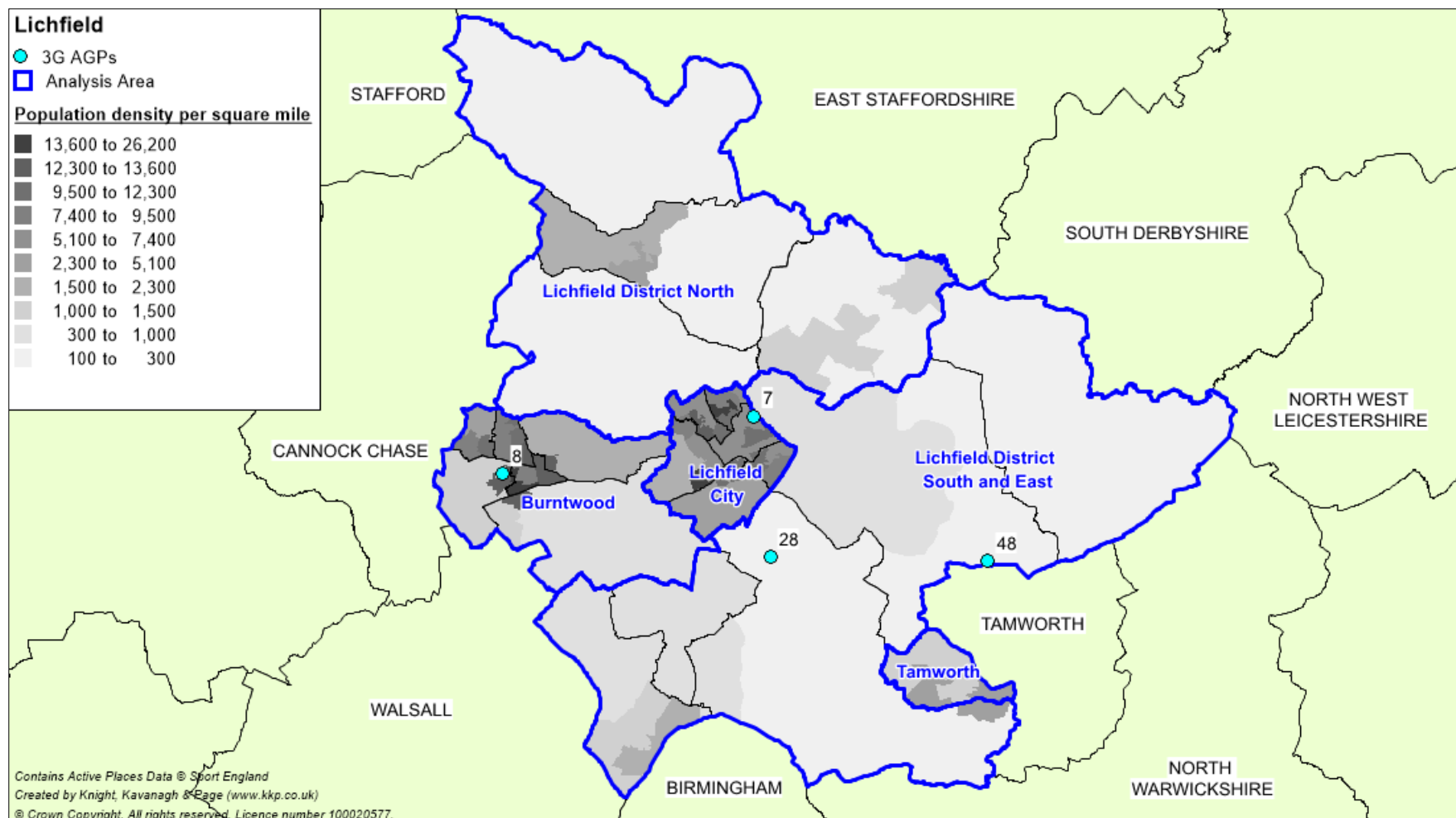
*Table 3.3: Additional supply of 3G pitches*

Site ID	Site name	Analysis area	No. of pitches	Community use?	Floodlit?	Size (metres)
28	HMP Swinfen Hall	Lichfield District South and East	1	No	Yes	32x22

- 3.10 Figure 3.1 overleaf shows the location of all 3G pitches within Lichfield, regardless of size.

# LICHFIELD DISTRICT COUNCIL PLAYING PITCH STRATEGY

Figure 3.1: Location of 3G AGPs in Lichfield



# LICHFIELD DISTRICT COUNCIL

## PLAYING PITCH STRATEGY

---

### ***Future provision***

- 3.11 Lichfield Sports Club has ambitions of installing a 3G pitch on site at Lichfield Hockey & Cricket Club. The Club reports that it has access to a second field which is located behind the current site and is owned by St John's Trust. This second field would be converted into additional playing field land and would ideally include a full size hockey-suitable AGP, a full size 3G pitch and an additional grass football pitch.
- 3.12 Burntwood Dragons and Phoenix FC have aspirations to install a full size 3G pitch at Hospital Road. The Club indicates that a dedicated member of staff would manage the site and lettings.
- 3.13 Away from football, the RFU states that discussions have been held regarding the conversion of the hockey-suitable AGP at DMS Whittington into a World Rugby compliant 3G pitch; however, there has not been any progress on these talks in recent months.

### ***FA pitch register***

- 3.14 In order for competitive matches to be played on 3G pitches, the pitch should be FIFA or IMS tested and approved and added to the FA pitch register, which can be found at: <http://3g.thefa.me.uk/>.
- 3.15 Pitches undergo testing to become a FIFA Quality pitch (previously FIFA One Star) or a FIFA Quality Pro pitch (previously FIFA Two Star), with pitches commonly constructed, installed and tested in situ to achieve either accreditation. This comes after FIFA announced changes to 3G performance in October 2015 following consultation with member associations and licenced laboratories. The changes are part of FIFA's continued ambition to drive up performance standard in the industry and the implications are that all 3G pitches built through the FA framework will be constructed to meet the new criteria.
- 3.16 The changes from FIFA One Star to FIFA Quality will have minimal impact on the current hours of use guidelines, which suggests that One Star pitches place more emphasis on the product's ability to sustain acceptable performance and can typically be used for 60-85 hours per week with a lifespan of 20,000 cycles. In contrast, pitches built to FIFA Quality Pro performance standards are unlikely to provide the hours of use that some FIFA Two Star products have guaranteed in the past (previously 30-40 hours per week with a lifespan of 5,000 cycles). Typically, a FIFA Quality Pro pitch will be able to accommodate only 20-30 hours per week with appropriate maintenance due to strict performance measurements.
- 3.17 In Lichfield, two pitches are FIFA accredited and can therefore be used to accommodate competitive matches up to Step 2 on the non-league football pyramid, as long as the pitches also appear on the FA's 3G pitch register. These are located at Brownsfield Park and Burntwood Leisure Centre. However, the FA accreditation expired at Burntwood Leisure Centre in December 2019. Therefore, it requires re-testing before any competitive matches can be played on site. The pitch at Rawlett Leisure Centre is not registered for competitive matches.

### ***World Rugby compliant pitches***

- 3.18 To enable 3G pitches to host competitive rugby union matches, World Rugby has developed the Rugby Turf Performance Specification. This is to ensure that the surfaces replicate the playing qualities of good quality grass pitches, provide a playing environment that will not increase the risk of injury and are of an adequate durability.

## LICHFIELD DISTRICT COUNCIL PLAYING PITCH STRATEGY

- 3.19 The specification includes a rigorous test programme that assesses ball/surface interaction and player/surface interaction and has been modified to align the standard with that of FIFA. Any 3G pitch used for any form of competitive rugby must comply with this specification and must be tested every two years to retain compliance.
- 3.20 The RFU Investment Strategy into 3G pitches considers sites where grass rugby pitches are over capacity and where a pitch would support the growth of the game at the host site and for the local rugby partnership, including local clubs and education sites. There are currently no World Rugby compliant 3G pitches in Lichfield.

### **Management**

- 3.21 The 3G pitch at Burntwood Leisure Centre is managed commercially through Freedom Leisure on behalf of Lichfield District Council, whilst Rawlett Leisure Centre is managed by Rawlett Community Sports College. Brownsfield Park is managed by Lichfield City FC.

### **Availability**

- 3.22 All three full size 3G pitches are widely accessible throughout the week although Lichfield City FC utilise Brownsfield Park almost to capacity for its training and match play demand. The remaining sessions are utilised by Walsall U18s, which plays ten matches per year on site.

*Table 3.4: Summary of 3G pitch availability*

Site ID	Site	Analysis area	Availability
7	Brownsfield Park	Lichfield City	The pitch is available from 5pm-10pm on Monday to Friday and from 9am-5pm at weekends.
8	Burntwood Leisure Centre	Burntwood	The pitch is available from 7am-10pm on Monday to Friday, 8am-6pm on Saturday and from 8am-9pm on Sunday.
48	Rawlett Leisure Centre	Lichfield District South and East	The pitch is available from 5-10pm on Monday to Friday, from 8:30am-5:30pm on Saturday and 8:30am-9:30pm on Sunday.

### **Quality**

- 3.23 Depending on use, it is considered that the carpet of an AGP usually lasts for approximately ten years and it is the age of the surface, combined with maintenance levels, which most commonly affects quality. It is therefore recommended that sinking funds are put into place by providers to enable long-term sustainability, ongoing repairs and future refurbishment beyond this period.
- 3.24 In Lichfield, the pitches at Brownsfield Park and Burntwood Leisure are both of good quality, with no issues identified following user consultation. The two surfaces are relatively new, having been resurfaced in 2017 and 2016 respectively.
- 3.25 Despite now being ten years old, the pitch at Rawlett Leisure Centre is of standard quality due to the dedicated maintenance regime in place. There is also a sinking fund for eventual refurbishment when required. Resurfacing the pitch in the near future is also recommended in the LFFP.

# LICHFIELD DISTRICT COUNCIL PLAYING PITCH STRATEGY

Table 3.5: Age and quality of full size 3G pitches

Site ID	Site	Analysis area	Year installed/resurfaced	Quality
7	Brownsfield Park	Lichfield City	2017	Good
8	Burntwood Leisure Centre	Burntwood	2016	Good
48	Rawlett Leisure Centre	Lichfield District South and East	2009	Standard

## Ancillary facilities

- 3.26 The changing rooms at Brownsfield Park are deemed to be of poor quality and with just two rooms, there is also insufficient provision on site. Lichfield City FC has ambitions to extend the clubhouse to include another pair of changing rooms, as well as upgrading the existing changing facilities.
- 3.27 No issues were highlighted with ancillary provision at either Rawlett Leisure Centre or Burntwood Leisure Centre. External changing rooms were provided alongside the 3G pitch at Rawlett Leisure Centre in 2009 through Football Foundation funding.

## 3.3: Demand

- 3.28 All available full size 3G pitches currently servicing Lichfield are reported as operating at or close to capacity during midweek at desirable times, especially during winter months. Most of the capacity is currently taken up for football through recreational activity, commercial small-sided leagues and training demand.

### Football

- 3.29 The FA considers high quality 3G pitches as an essential tool in promoting coach and player development. The pitches can support intensive use and as such are great assets for football use. Primarily, such facilities have been installed for social use and training, however, they are increasingly used for competition, which the FA wholly supports.

### Training demand

- 3.30 Getting access to good quality, affordable training facilities is a problem for many clubs throughout the country. In the winter months, midweek training is only possible at floodlit facilities.
- 3.31 Of clubs responding to consultation, 60% report that they require additional training facilities, with all of these specifically mentioning demand for 3G pitches. Of these, some currently access sand-based pitches or indoor sports halls, whilst others do access 3G pitches but do so at undesirable times. Furthermore, many clubs currently import training demand into Lichfield due to a lack of available facilities in their own local authority. This includes teams from Cannock Town FC (Cannock Chase), Norton Canes FC (Cannock Chase), AFC Blackwell (Wychavon), Hednesford Town Newlands (Cannock Chase) and Pelsall Villa Colts FC (Walsall). Usage of 3G pitches by these clubs is likely to take capacity, or at least peak time capacity, away from Lichfield based clubs. The clubs that express a need for more 3G pitches include:

- ◀ Burntwood Dragons and Phoenix FC
- ◀ Coton Green FC
- ◀ Lichfield Round Table FC
- ◀ Chasetown Youth FC
- ◀ Fountain United FC
- ◀ Whittington FC



## LICHFIELD DISTRICT COUNCIL PLAYING PITCH STRATEGY

- 3.32 The FA's long-term ambition is to provide every affiliated team in England the opportunity to train once per week on a floodlit 3G surface, together with priority access for every Charter Standard Community Club through a partnership agreement. Based on peak time access being on Tuesday, Wednesday and Thursday evenings, and based on full size 3G pitches being divided into thirds or quarters for training purposes, it is estimated that 38 teams can be accommodated on one full size 3G pitch. This discounts Mondays and Fridays as it is considered that most teams do not want to train in such close proximity to a weekend match, and also allows for other forms of access such as for small-sided commercial leagues and recreational play.
- 3.33 Using the above, with 187 teams currently playing football in Lichfield, there is a need for five full size 3G pitches (rounded up from 4.9). As there are currently three full size 3G pitches available for community use, two additional full size 3G pitch equivalents are required to meet current demand. The table below considers where the additional 3G pitches are required, based on each team training within the analysis area in which they play.

*Table 3.6: Current demand for 3G pitches by analysis area (based on 38 teams per pitch)*

Analysis area	Current number of teams	3G requirement	Current number of 3G pitches	Potential shortfall
Burntwood	74	1.84	1	0.84
Lichfield City	67	1.63	1	0.63
Lichfield District North	3	0.08	0	0.08
Lichfield District South and East	52	1.37	1	0.37
Tamworth	0	0	0	0
<b>Lichfield</b>	<b>187</b>	<b>4.92</b>	<b>3</b>	<b>1.92</b>

- 3.34 When breaking down team demand by analysis area, it is identified that there is some level of shortfall within the Burntwood, Lichfield City and Lichfield District South and East analysis areas. In terms of full size provision, shortfalls are only large enough to warrant development in the Burntwood Analysis Area, where there is a shortfall of 0.84 pitches. However, a full size pitch could also be provided in the Lichfield City Analysis Area (shortfall of 0.63 pitches) if it could cater for residual demand in the Lichfield District South and East Analysis Area (shortfall of 0.37 pitches). Conversely, smaller sized 3G pitches could be provided in both.
- 3.35 There is not considered to be enough demand in the Lichfield District North or Tamworth analysis areas to warrant additional 3G pitches.
- 3.36 Notwithstanding the above, although there is an FA aspiration for all football teams to train on 3G pitches, in practice it is likely that a proportion of training demand will be retained on sand based AGPs. This also helps to maintain the financial and commercial sustainability of these pitches, should they not be maximised for hockey purposes.
- 3.37 If the above figures are used, additions may be required to the 3G project list featured in Lichfield's LFFP. The LFFP recommends the creation of just one full size 3G pitch in either the Burntwood Analysis Area or the Lichfield City Analysis Area.
- 3.38 When considering future demand for an additional nine teams (based on club aspirations and team generation rates), the need for 3G provision remains unaltered.

## LICHFIELD DISTRICT COUNCIL PLAYING PITCH STRATEGY

---

### *Match play demand*

- 3.39 Improving grass pitch quality is one way to increase the capacity at sites but given the cost of doing such work and the continued maintenance required (and associated costs), alternatives need to be considered that can offer a more sustainable model for the future of football. The substitute to grass pitches is the use of 3G pitches for competitive matches, providing that the pitch is FA approved, floodlit and available for community use during the peak period.
- 3.40 In Lichfield, two of the three full size 3G pitches are FA approved to host competitive matches. The caveat to this is that programming may need to be adjusted to allow more teams to utilise the facilities and pricing can often be a barrier as grass pitches remain generally cheaper to access.
- 3.41 A total of 11 teams are currently identified as playing home matches on the 3G pitches in Lichfield. All of these teams are from Lichfield City FC and utilise Brownsfield Park. No clubs are identified as playing home fixtures at Burntwood Leisure Centre despite the pitch being FA registered. The pitch at Rawlett Leisure Centre is not FA registered and therefore no matches take place there.
- 3.42 Most games played on 3G pitches nationally are mini soccer matches. However, Lichfield does not follow this trend as none of the 11 teams using 3G pitches are mini soccer teams. Therefore, there is potential for mini soccer demand to be moved onto 3G pitches to alleviate demand for grass pitches in the District. This will be explored further in the accompanying strategy document.

### ***Rugby union***

- 3.43 There are currently no World Rugby compliant 3G pitches within Lichfield; however, Tamworth RUFC is reportedly accessing the sand based AGP at DMS Whittington for non-contact rugby training demand. As mentioned previously, discussions have been held regarding the conversion of the AGP into a World Rugby compliant 3G pitch.
- 3.44 Given the shortfalls identified in Part 4: Rugby Union, evidence exists to suggest a full size World Rugby compliant pitch would be beneficial in better meeting demand in the District.

### **3.4: Supply and demand analysis**

- 3.45 In conclusion, there is an insufficient supply of full size 3G pitches in Lichfield to meet current and anticipated future training demand for football based on the FA training model. As such, it is determined that an increase in provision is required, with one full size 3G best placed in the Burntwood Analysis Area and further provision required to satisfy demand in the Lichfield City and the Lichfield District South and East analysis areas.
- 3.46 In addition, to ensure that current supply and any future supply are maintained to a good enough standard to accommodate demand, providers are encouraged to put sinking funds in place to ensure long-term sustainability. This will allow for re-surfacing to take place when required and will ensure that pitches can be or can continue to be FA certified.
- 3.47 For rugby union, given the identified overplay of grass pitches at sites such as Burntwood Rugby Club and Lichfield Rugby Club and current use of a sand based AGP, evidence exists to further investigate the feasibility of a 3G pitch to service rugby.

### 3G summary

- ◀ **There is an insufficient supply of full size 3G pitches to meet current and anticipated future training demand for football based on the FA training model in Lichfield.**
- ◀ **For rugby union, evidence suggests there is a need for a 3G pitch to service rugby union demand.**
- ◀ There are three full size 3G pitches in Lichfield located at Brownsfield Park, Burntwood Leisure Centre and Rawlett Leisure Centre.
- ◀ All three pitches are floodlit and available for community use.
- ◀ In addition, there is one small size 3G pitch located at HMP Swinfen Hall although this pitch is unavailable for community use.
- ◀ Lichfield Sports Club has ambitions of installing a 3G pitch on site at Lichfield Hockey & Cricket Club, whilst Burntwood Dragons and Phoenix FC has aspiration to install a full size 3G pitch at Hospital Road.
- ◀ The RFU states that discussions have been held regarding the conversion of the AGP at DMS Whittington into a WR compliant 3G pitch.
- ◀ The full size 3G pitches at Brownsfield Park and Burntwood Leisure Centre are FIFA certified and can therefore host competitive matches up to Step 2 on the non-league pyramid. However, FA accreditation at Burntwood Leisure Centre has expired and therefore requires re-testing before any competitive matches can be hosted on site. The pitch at Rawlett Leisure Centre is not registered.
- ◀ The pitches at Brownsfield Park and Burntwood Leisure are both of good quality, with no issues identified following user consultation, whereas the pitch at Rawlett Leisure Centre is of standard quality as is now 10 years old.
- ◀ The changing facilities at Brownsfield Park are deemed to be of poor quality and with just two rooms, there is also insufficient changing facilities on site.
- ◀ No issues were highlighted with ancillary provision at either Rawlett Leisure Centre or Burntwood Leisure Centre.
- ◀ Of football clubs responding to consultation, 60% report that they require additional training facilities, with all of these specifically mentioning demand for 3G pitches.
- ◀ Numerous clubs import training demand into Lichfield due to a lack of capacity on pitches in their home authorities.
- ◀ With 187 teams currently affiliated to Lichfield, there is a need for five full size 3G pitches, meaning a shortfall of two full size 3G pitch equivalents.
- ◀ When studied on an analysis area basis, there is a shortfall large enough to warrant a new full size 3G pitch in the Burntwood Analysis Area and potentially the Lichfield City Analysis Area; an additional smaller size 3G pitch could be provided to support the residual training demand located in the Lichfield District South and East Analysis Area.
- ◀ There are 11 teams currently playing matches on 3G provision in Lichfield, all of which use the pitch at Brownsfield Park.
- ◀ There are currently no World Rugby compliant 3G pitches within Lichfield; however, Tamworth RUFC is accessing the AGP at DMS Whittington for non-contact rugby training demand.

# LICHFIELD DISTRICT COUNCIL PLAYING PITCH STRATEGY

## PART 4: RUGBY UNION

### 4.1: Introduction

- 4.1 The Rugby Football Union (RFU) is split into six areas across the country with a workforce team that covers development, coaching, governance and competitions. A Rugby Development Officer (RDO) and a team of Community Rugby Coaches deliver core programmes in schools and clubs within the Lichfield area.
- 4.2 Its variety of programmes, which include 15 aside, 10 aside, 7 aside, Tag and the O2 Touch programme, all aim to increase and retain participation within the game. In order to sustain and increase participation in the game facilities need to be appropriate, affordable and accessible.

### *Consultation*

- 4.3 There are three clubs currently playing within Lichfield; Lichfield RUFC, Burntwood RUFC and Whittington RUFC. Burntwood RUFC and Lichfield RUFC were met with face to face whilst Whittington RUFC completed an electronic survey. This provides a 100% response rate.

### 4.2: Supply

- 4.4 Within Lichfield there are 14 senior pitches, four junior pitches and two mini pitches. All of the pitches are available for community use.

*Table 4.1: Supply of rugby union pitches available for community use*

Analysis area	No. of senior pitches	No. of junior pitches	No. of mini pitches
Burntwood	5	-	-
Lichfield City	5	-	-
Lichfield District North	-	1	-
Lichfield District South and East	4	3	2
Tamworth	-	-	-
<b>Total</b>	<b>14</b>	<b>4</b>	<b>2</b>

- 4.5 As seen, the Lichfield District South and East Analysis Area hosts the most pitches, with a total of nine. The Burntwood and Lichfield City analysis areas each host five pitches, with the remaining pitch located in the Lichfield District North Analysis Area. The Tamworth Analysis Area has no rugby provision.
- 4.6 Traditionally, mini and junior rugby takes place on over marked senior pitches although this is not the case in Lichfield. The only site where overmarking currently occurs is Burntwood Rugby Club Sports Association, located in the Burntwood Analysis Area. This is done with cones, as and when required. All remaining junior and mini play takes place on dedicated, line marked junior and mini pitches.
- 4.7 In addition to the pitches above, there was also an additional senior rugby union pitch located at Burntwood Rugby Club Sports Association. As the pitch was used sparingly by Burntwood RUFC, the Club has allowed Burntwood Dragons and Phoenix FC to mark an adult football pitch in its place. The football club is left responsible for maintaining the football pitch and the players have become members of the rugby club, meaning there is no formal agreement in place for this usage.

## LICHFIELD DISTRICT COUNCIL PLAYING PITCH STRATEGY

- 4.8 Two junior pitches were previously marked by the Council at Darnford Park for Lichfield RUFC's pre-season training. However, due to the location, lack of ancillary provision on site and inadequate parking, the Club had no desire to continue using the site. Local residents also protested against the site being used for formal sport. Therefore, the pitches are no longer maintained and there is no demand for the pitches to be brought back into use.
- 4.9 The audit only identifies dedicated, line marked pitches. For rugby union pitch dimension sizes please see the table overleaf.

*Table 4.2: Pitch dimensions*

Age	Pitch type	Maximum pitch dimensions (metres) <sup>14</sup>
U7	Mini	20 x 12
U8	Mini	45 x 22
U9	Mini	60 x 30
U10	Mini	60 x 35
U11	Mini	60 x 43
U12	Mini	60 x 43
U13	Junior	90 x 60 (60 x 43 for girls)
U14 +	Senior	100 x 70 <sup>15</sup>

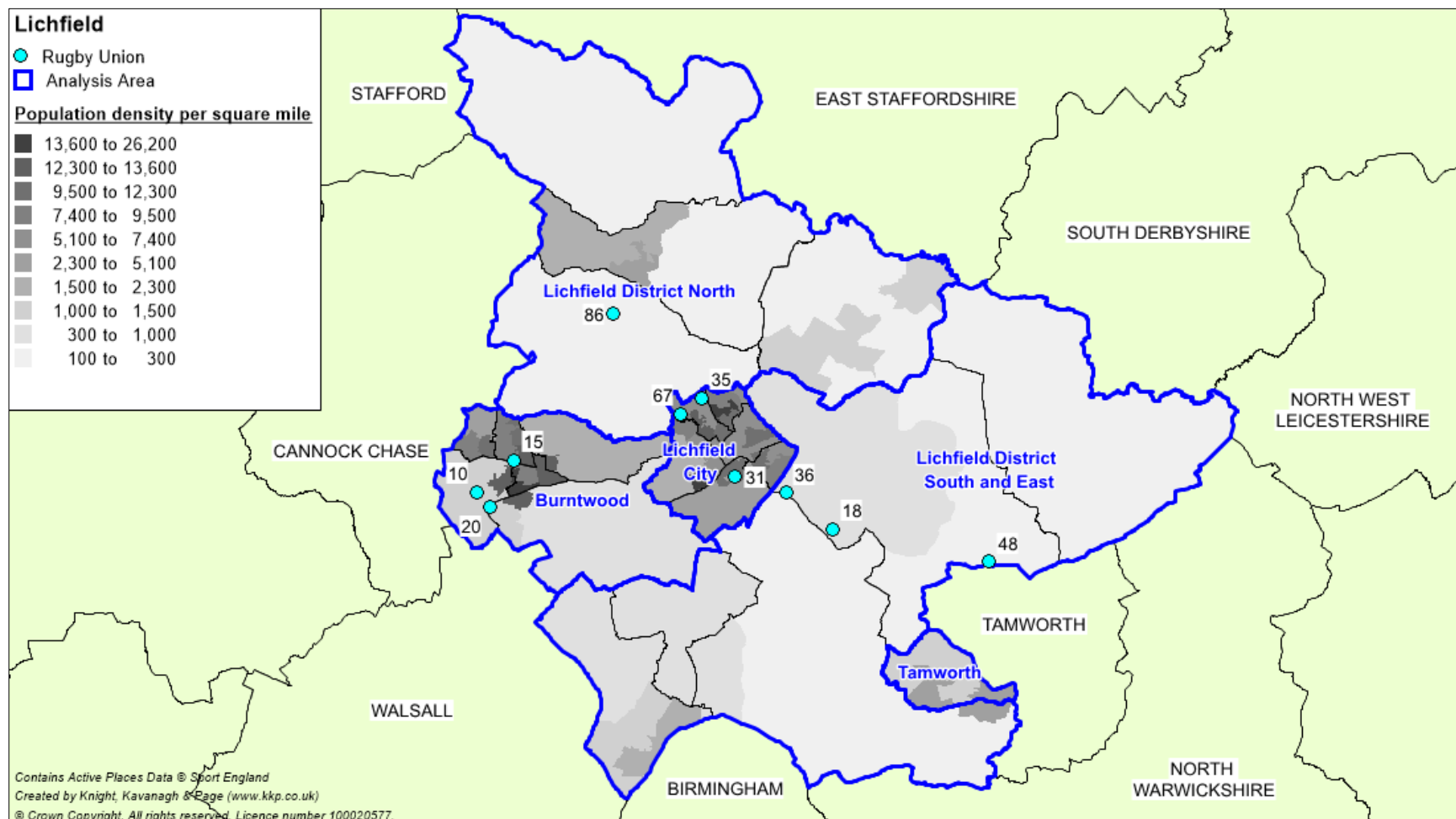
- 4.10 Figure 4.1 overleaf shows the location of all rugby union pitches within Lichfield, regardless of community use. For a key to the map, see Table 4.6.

<sup>14</sup> Recommended run off area for all pitch types requires five-metres each way and a minimum in-goal length of six metres.

<sup>15</sup> Minimum dimensions of 94 x 68 metres are accepted.

# LICHFIELD DISTRICT COUNCIL PLAYING PITCH STRATEGY

Figure 4.1: Location of rugby union pitches within Lichfield



# LICHFIELD DISTRICT COUNCIL PLAYING PITCH STRATEGY

---

## ***Lapsed/disused provision***

- 4.11 Playing fields which have previously accommodated formal pitch provision are categorised as either disused or lapsed. A disused site is a playing field which is not being used at all by any users and is not available for community hire either. Once these sites are disused for five or more years they will then be categorised as 'lapsed sites'.
- 4.12 As mentioned, a lapsed site was as a playing field more than five years ago. These fall outside of Sport England's statutory remit but still have to be assessed using the criteria in paragraphs 97 and 98 of the National Planning Policy Framework and Sport England would nonetheless challenge a proposed loss of playing pitches/playing field which fails to meet such criteria.
- 4.13 There are no lapsed/disused rugby union pitch sites identified in Lichfield.

## ***Future provision***

- 4.14 The RFU states that discussions have been held regarding the conversion of the AGP at DMS Whittington into a WR compliant 3G pitch, however, there is not reported to have been any progress on these talks in recent months.

## ***Security of tenure***

- 4.15 Burntwood RUFC and Lichfield RUFC each own their respective home venues and therefore are considered to have security of tenure.
- 4.16 Whittington RUFC is a constituted partner of Lichfield Sports Club. Therefore, despite it renting pitches at Lichfield Hockey & Cricket Club on an annual basis, tenure is deemed to be secure due to Lichfield Sports Club's long-term agreement for use of the site as a whole.

## ***Pitch quality***

- 4.17 The methodology for assessing rugby pitch quality looks at two key elements; the maintenance programme and the level of drainage on each pitch. An overall quality based on both drainage and maintenance can then be generated.
- 4.18 The agreed rating for each pitch type also represents actions required to improve pitch quality. A breakdown of actions required based on the ratings can be seen below:

*Table 4.3: Definition of maintenance categories*

<b>Category</b>	<b>Definition</b>
M0	Action is significant improvements to maintenance programme
M1	Action is minor improvements to maintenance programme
M2	Action is no improvements to maintenance programme

*Table 4.4: Definition of drainage categories*

<b>Category</b>	<b>Definition</b>
D0	Action is pipe drainage system is needed on pitch
D1	Action is pipe drainage is needed on pitch
D2	Action is slit drainage is needed on pitch
D3	No action is needed on pitch drainage



## LICHFIELD DISTRICT COUNCIL PLAYING PITCH STRATEGY

Table 4.5: Quality ratings based on maintenance and drainage scores

		Maintenance		
		Poor (M0)	Adequate (M1)	Good (M2)
Drainage	Natural Inadequate (D0)	Poor	Poor	Standard
	Natural Adequate (D1)	Poor	Standard	Good
	Pipe Drained (D2)	Standard	Standard	Good
	Pipe and Slit Drained (D3)	Standard	Good	Good

- 4.19 The figures are based upon a pipe drained system at 5m centres that has been installed in the last eight years and a slit drained system at 1m centres that has been installed in the last five years.
- 4.20 Of the community available pitches in Lichfield, eight are assessed as standard quality and 12 as poor quality. No pitches, whether they are community accessible or not, are assessed as good quality. This is in part due to no pitches having an adequate drainage system installed.
- 4.21 The eight standard quality rugby pitches are all located at club sites, with two at Burntwood Rugby Club Sports Association and the remaining six at Lichfield Rugby Union Football Club. Whittington RUFC is therefore the only rugby club playing on poor quality pitches, with a basic maintenance regime in place at Lichfield Hockey & Cricket Club.
- 4.22 All the remaining poor quality pitches are located at MOD or education sites and are currently unused by the community.

## LICHFIELD DISTRICT COUNCIL PLAYING PITCH STRATEGY

Table 4.6: Site quality ratings

Site ID	Site name	Analysis area	Community use?	Number of pitches	Pitch type	Floodlit?	Non-technical assessment score	Quality rating
10	Burntwood Rugby Club Sports Association	Burntwood	Yes	2	Senior	Yes	M1/D1	Standard
				1		No	M0/D0	Poor
15	Chase Terrace Technology College	Burntwood	Yes-unused	1	Senior	No	M0/D1	Poor
18	DMS Whittington	Lichfield District South and East	Yes	1	Senior	No	M0/D0	Poor
20	Erasmus Darwin Academy	Burntwood	Yes-unused	1	Senior	No	M0/D1	Poor
31	King Edward VI School	Lichfield City	Yes	2	Senior	No	M0/D1	Poor
35	Lichfield Hockey & Cricket Club	Lichfield City	Yes	1	Senior	No	M0/D1	Poor
36	Lichfield Rugby Union Football Club	Lichfield District South and East	Yes	2	Senior	Yes	M1/D1	Standard
				2	Junior	Yes	M1/D1	Standard
				2	Mini	No	M1/D1	Standard
48	Rawlett Leisure Centre	Lichfield District South and East	Yes	2	Junior	No	M0/D1	Poor
67	The Friary School	Lichfield City	Yes	2	Senior	No	M0/D1	Poor
86	Lichfield Cathedral School Playing Fields	Lichfield District North	Yes-unused	1	Junior	No	M0/D0	Poor

# LICHFIELD DISTRICT COUNCIL PLAYING PITCH STRATEGY

## **Ancillary facilities**

- 4.23 Ancillary facilities at Burntwood RUFC are assessed as good quality, with two sets of changing rooms and a large clubhouse area with a bar and café area.
- 4.24 Good quality ancillary facilities are also found at Lichfield Hockey & Cricket Club; however, there are only four changing rooms available on site. This is deemed to be insufficient for the current level of usage. In addition, parking facilities are also said to be inadequate at peak times. Lichfield Sports Club has ambitions to extend and improve the clubhouse and parking provision to rectify these issues and to create a base for the local community. For this development to be undertaken, additional land would have to be secured although Lichfield Sports Club reports it has access to the adjacent field which it hopes to develop into playing field land.
- 4.25 Lichfield Rugby Union Football Club is serviced by standard quality changing facilities. There are six changing rooms on site which is adequate for the current levels of demand. Nevertheless, the Club has ambitions to extend the social space on site onto the existing patio and to install a balcony overlooking the pitches.

## **4.3: Demand**

### **Competitive play**

- 4.26 There are three community rugby union clubs based in Lichfield, providing a total of 28 teams. This is divided into seven senior men's, two senior women's, eight junior boys', two junior girls' and nine mini teams. The two largest clubs in the District are Burntwood RUFC and Lichfield RUFC, which field nine and 18 teams respectively. Whittington RUFC is a single team club, with one senior men's team.
- 4.27 It should be noted that Burntwood RUFC's third senior team is a social team and so fixtures are sporadic. Therefore, whilst the team is included in the breakdown below, it will be excluded from the capacity analysis later in the section.

*Table 4.7: Summary of club demand*

Club	Analysis area	No. of rugby union teams		
		Senior (19+)	Junior (13-18)	Mini (6-12)
Burntwood RUFC	Burntwood	3	3	3
Lichfield RUFC	Lichfield District South and East	5	7	6
Whittington RUFC	Lichfield City	1	-	-
<b>Total</b>		<b>9</b>	<b>10</b>	<b>9</b>

### **Additional demand**

- 4.28 England Women's Rugby uses Lichfield Rugby Union Football Club on an ad-hoc basis for training demand to prepare for international matches. It notes that this usage may become formalised and more regular in the future. Additionally, England Women's U18 accesses the AGP at DMS Whittington to accommodate some ad-hoc training demand.

# LICHFIELD DISTRICT COUNCIL

## PLAYING PITCH STRATEGY

---

### ***Training***

- 4.29 Throughout the Country, many rugby teams train at their home ground on match pitches. As a result, usage is concentrated which reduces the capacity for match play on these pitches and means they are more likely to be overplayed. A key factor in determining the extent of training on match pitches is the presence of floodlighting.
- 4.30 Burntwood RUFC has two floodlit senior pitches which are used to accommodate both training and match demand. Training demand currently accounts for 3.5 match equivalent sessions of demand over the two pitches. Similarly, Lichfield RUFC utilise the two floodlit junior pitches on its site for training demand equating to six match equivalent sessions per week, in addition to junior match demand.
- 4.31 Whittington RUFC utilises the hockey suitable AGP at Lichfield Hockey & Cricket Club for training demand. As this surface is not suitable for contact rugby, training sessions are not as comprehensive as they could be. It does not access grass pitches for any form of training.

### ***Use of artificial pitches***

- 4.32 The alternative to training on grass pitches is the use of 3G pitches. World Rugby produced the 'Performance Specification for artificial grass pitches for rugby', more commonly known as 'Regulation 22' that provides the necessary technical detail to produce pitch systems that are appropriate for rugby union. A World Rugby compliant pitch also enables the transfer of match demand from grass pitches onto 3G pitches, which alleviates overplay of grass pitches and as a result protects quality.
- 4.33 Nationally, clubs identify the use of 3G pitches for training as a method of protecting the match pitches and providing a high quality surface for full contact practice. Competitive play continues to take place on grass pitches for the most part, with ad hoc use of 3G pitches for fixtures in the case of unsuitable pitches due to waterlogging or frost. Further detail on use of 3G pitches can be found in Part 3 of this report.
- 4.34 There are currently no World Rugby compliant 3G pitches located in Lichfield although, as mentioned previously, discussions have been held regarding the conversion of the AGP at DMS Whittington to a WR compliant 3G pitch.

### ***Exported demand***

- 4.35 Displaced or exported demand refers to Lichfield based teams that are currently accessing pitches outside of the local authority for their home fixtures. This is normally because their pitch requirements cannot be met, which is usually because of pitch supply, in some cases quality issues or stipulated league requirements for access to certain facilities.
- 4.36 There is no demand identified which is exported out of Lichfield.

### ***Imported demand***

- 4.37 Imported demand refers to any demand from neighbouring local authorities that accesses facilities within the Lichfield study area due to a lack of available facilities in other local authorities where such team or club is based.
- 4.38 Tamworth RUFC imports training demand into Lichfield from the neighbouring authority of Tamworth to train on the AGP at DMS Whittington (non-contact). Training currently takes place from 7pm-8:30pm on Tuesdays and Thursdays. No clubs import for the use of grass pitches.

# LICHFIELD DISTRICT COUNCIL PLAYING PITCH STRATEGY

## *Unmet demand*

4.39 Unmet demand is existing demand that is not able to access sufficient pitches. It is usually expressed, for example, when a team is already training but is unable to access a match pitch, or when a league has a waiting list. No unmet demand is identified in Lichfield.

## *Future demand*

4.40 Future demand can be defined in three ways, through participation increases, using population forecasts and housing growth. The Strategy Report that proceeds this report contains a range of housing growth scenarios that will estimate the additional demand for rugby arising from housing development.

### *Participation increases*

4.41 In total, clubs across Lichfield have aspirations to increase by a total of six teams, equating to two senior, two junior and two mini teams.

*Table 4.8: Summary of club demand aspirational future demand*

Club	Analysis area	No. of rugby union teams				
		Senior men's (19+)	Senior women's (19+)	Junior boys (13-18)	Junior girls (13-18)	Mini (6-12)
Burntwood RUFC	Burntwood	1	-	1	-	-
Lichfield RUFC	Lichfield District South and East	-	-	-	-	1
Whittington RUFC	Lichfield City	1	-	1	-	1
<b>Total</b>		<b>2</b>	<b>-</b>	<b>2</b>	<b>-</b>	<b>2</b>

### *Population increases*

4.42 Team generation rates are used below as the basis for calculating the number of teams likely to be generated in the future based on population growth (2040). As seen, no growth is predicted.

*Table 4.9: Team generation rates (2040)*

Age group	Current population within age group	Current no. of teams	Team Generation Rate	Future population within age group (2040)	Predicted future number of teams	Additional teams that may be generated from the increased population
Senior Men's (19-45)	15,600	7	1:2,229	15,237	6	0
Senior Women's (19-45)	15,024	2	1:7,512	14,013	1	0
Junior Boys (13-18)	3,481	8	1:435	3,444	7	0
Junior Girls (13-18)	3,256	2	1:1,628	3,261	2	0
Mini Mixed (7-12)	6,864	9	1:763	1,639	2	0

4.43 After breaking team generation rates down into analysis areas, there is still not expected to be any additional rugby union teams generated through population growth.

# LICHFIELD DISTRICT COUNCIL

## PLAYING PITCH STRATEGY

---

### ***Education***

- 4.44 Rugby union is traditionally a popular sport within independent schools; however, the RFU is also active in developing rugby union in local state schools through the All Schools programme launched in September 2012. This aims to increase the number of secondary state schools playing rugby union, with such schools linking to a local team of RDOs.
- 4.45 The RDOs deliver coaching sessions and offer support to establish rugby union as part of the curricular and extracurricular programme. Through consultation with the RFU, the Friary School and King Edward VI School are noted as being the main schools in terms of rugby participation in Lichfield.

### ***The peak period***

- 4.46 In order to fully establish actual spare capacity, the peak period needs to be established for all types of rugby. For senior teams, it is considered to be Saturday PM whilst peak time for mini and junior rugby is Sunday AM.

### **4.4: Capacity analysis**

- 4.47 The capacity for pitches to regularly accommodate competitive play, training and other activity over a season is most often determined by quality. As a minimum, the quality and therefore the capacity of a pitch affects the playing experience and people's enjoyment of playing rugby. In extreme circumstances, it can result in the inability of a pitch to cater for all or certain types of play during peak and off-peak times.
- 4.48 To enable an accurate supply and demand assessment of rugby pitches, the following assumptions are applied to site by site analysis:
- ◀ All sites that are used for competitive rugby matches (regardless of whether this is secured community use) are included on the supply side.
  - ◀ Use of school pitches by schools increases demand by one match equivalent session per pitch.
  - ◀ All competitive play is on senior sized pitches (except for where mini pitches are provided).
  - ◀ From U13 upwards, teams play 15 v 15 and use a full pitch.
  - ◀ Mini teams (U6-U12) play on half of a senior pitch i.e. two teams per senior pitch or a dedicated mini pitch.
  - ◀ For senior and youth teams the current level of play per week is set at 0.5 for each match played based on all teams operating on a traditional home and away basis (assumes half of matches will be played away).
  - ◀ For mini teams playing on a senior pitch, play per week is set at 0.25 for each match played based on all teams operating on a traditional home and away basis and playing across half of one senior pitch.
  - ◀ Senior men's rugby generally takes place on Saturday afternoons.
  - ◀ Senior women's rugby generally takes place on Sunday afternoons.
  - ◀ Junior rugby generally takes place on Sunday mornings.
  - ◀ Mini rugby generally takes place on Sunday mornings.
  - ◀ Training that takes place on club pitches is reflected by the addition of match equivalent sessions to current usage levels.

## LICHFIELD DISTRICT COUNCIL PLAYING PITCH STRATEGY

4.49 As a guide, the RFU has set a standard number of matches that each pitch should be able to accommodate, set out below.

*Table 4.10: Pitch capacity (matches per week) based on quality assessments*

		Maintenance		
		Poor (M0)	Adequate (M1)	Good (M2)
Drainage	Natural Inadequate (D0)	0.5	1.5	2
	Natural Adequate or Pipe Drained (D1)	1.5	2	3
	Pipe Drained (D2)	1.75	2.5	3.25
	Pipe and Slit Drained (D3)	2	3	3.5

4.50 Capacity is based upon a basic assessment of the drainage system and maintenance programme ascertained through a combination of the quality assessment and consultation. This guide, however, is only a very general measure of potential pitch capacity. It does not account for specific circumstances at time of use and it assumes average rainfall and an appropriate end of season rest and renovation programme.



Table 4.11: Capacity table for rugby pitches in Lichfield

Site ID	Site name	Analysis area	Community use?	Number of pitches	Pitch type	Quality rating	Floodlit?	Non-tech score	Competitive demand (match equivalent sessions per week)	Training demand (match equivalent sessions per week)	Pitch Capacity (sessions per week)	Capacity rating	Comments
10	Burntwood Rugby Club Sports Association	Burntwood	Yes	2	Senior	Standard	Yes	M1/D1	3.25	3.5	4	2.75	Two standard quality senior pitches which are currently overplayed due to accommodating all of Burntwood RUFC's match and training demand.
				1		Poor	No	M0/D0	0	0	0.5	0.5	A poor quality pitch which is only used for occasionally for Burntwood RUFC's pre-season training.
15	Chase Terrace Technology College	Burntwood	Yes-unused	1	Senior	Poor	No	M0/D1	1	0	1.5	0.5	One poor quality senior pitch which is only used for curricular demand.
18	DMS Whittington	Lichfield District South and East	Yes	1	Senior	Poor	No	M0/D0	0.5	0	0.5		One poor quality senior pitch which is played to capacity through MOD demand.
20	Erasmus Darwin Academy	Burntwood	Yes-unused	1	Senior	Poor	No	M0/D1	1	0	1.5	0.5	One poor quality senior pitch which is only used for curricular demand.
31	King Edward VI School	Lichfield City	Yes-unused	2	Senior	Poor	No	M0/D1	1	0	3	2	Two poor quality senior pitches which are used for curricular demand. The pitches are also used for ad-hoc match demand from Lichfield RUFC.
35	Lichfield Hockey & Cricket Club	Lichfield City	Yes	1	Senior	Poor	No	M0/D1	0.5	0	1.5	1	One poor quality senior pitch which hosts Whittington RUFC's match demand.
36	Lichfield Rugby Union Football Club	Lichfield District South and East	Yes	2	Senior	Standard	Yes	M1/D1	3	0	4	1	Two senior pitches of standard quality. The pitches accommodate match demand from Lichfield RUFC's U18s, Men's and Women's sections.
				2	Junior	Standard	Yes	M1/D1	3	5	4	4	Two junior pitches of standard quality which are overplayed due to accommodating Lichfield RUFC's junior match demand as well as senior and junior training demand.
				2	Mini	Standard	No	M1/D1	3	1	4		Two standard quality mini pitches which are utilised by Lichfield RUFC.
48	Rawlett Leisure Centre	Lichfield District South and East	Yes	2	Junior	Poor	No	M0/D1	1	0	3	2	Two poor quality junior pitches that are used only for curricular demand.
67	The Friary School	Lichfield City	Yes	2	Senior	Poor	No	M0/D1	1	0	3	2	Two poor quality senior pitches that are used for curricular demand. The pitches are also used for ad-hoc match demand from Lichfield RUFC.
86	Lichfield Cathedral School Playing Fields	Lichfield District North	Yes-unused	1	Junior	Poor	No	M0/D0	0.5	0	0.5		One poor quality junior pitch that is played to capacity through curricular demand.

## LICHFIELD DISTRICT COUNCIL PLAYING PITCH STRATEGY

### *Spare capacity*

- 4.51 The next step is to ascertain whether or not any identified 'potential capacity' can be deemed 'actual capacity'. There may be situations where, although a site is highlighted as potentially able to accommodate some additional play, this should not be recorded as spare capacity against the site. For example, a site may be managed to regularly operate slightly below full capacity to ensure that it can cater for a number of regular friendly matches and activities that take place but are difficult to quantify on a weekly basis.

*Table 4.12: Summary of actual spare capacity*

Site ID	Site name	Analysis area	Pitch type	Number of pitches	Potential capacity	Actual spare capacity	Comments
10	Burntwood Rugby Club Sports Association	Burntwood	Senior	1	0.5	0.5	Actual spare capacity discounted due to poor pitch quality.
15	Chase Terrace Technology College	Burntwood	Senior	1	0.5	0.5	Actual spare capacity discounted due to poor pitch quality and unsecure tenure.
20	Erasmus Darwin Academy	Burntwood	Senior	1	0.5	0.5	Actual spare capacity discounted due to poor pitch quality and unsecure tenure.
31	King Edward VI School	Lichfield City	Senior	2	2	2	Actual spare capacity discounted due to poor pitch quality and unsecure tenure.
35	Lichfield Hockey & Cricket Club	Lichfield City	Senior	1	0.5	0.5	Actual spare capacity discounted due to poor pitch quality.
36	Lichfield Rugby Union Football Club	Lichfield District South and East	Senior	2	1	-	Pitches played to capacity at peak time.
48	Rawlett Leisure Centre	Lichfield District South and East	Junior	2	2	2	Actual spare capacity discounted due poor quality and unsecure tenure.
67	The Friary School	Lichfield City	Senior	2	2	2	Actual spare capacity discounted due poor quality and unsecure tenure.

# LICHFIELD DISTRICT COUNCIL PLAYING PITCH STRATEGY

- 4.52 For senior rugby, there are eight sites which display potential spare capacity to accommodate additional play in Lichfield totalling nine match equivalent sessions; however, in practice, none have actual spare capacity for an increase in demand. This is a consequence of the pitches either being played to capacity at peak time or because they are poor quality, in which case additional usage should not be promoted.
- 4.53 The programming of mini/junior rugby matches can be unclear with regards to ascertaining spare capacity, especially at peak time as it varies from week to week. Junior rugby sections tend to play regular matches, whereas, minis play organised friendly fixtures interspersed with training. Clubs organise a number of their mini age groups to play those from another club simultaneously either at home or away. Teams will generally hold training sessions instead on the weeks that mini/junior sections do not have a fixture event arranged. This means that mini/junior sections require use of all home pitches for two or three mornings a month but may play an away fixture one week meaning none of the pitches are used that particular morning.
- 4.54 Mini/junior pitches are consequently considered to have no actual spare capacity as they are used most weeks, but it is acknowledged there is some when the pitches are not in use.

## Overplay

- 4.55 Four pitches across two sites in Lichfield are overplayed by a total of 6.75 match equivalent sessions per week. This equates to 2.75 match equivalent sessions on senior pitches and four match equivalent sessions on junior pitches.

Table 4.13: Summary of supply and demand balance on senior rugby union pitches

Site ID	Site name	Analysis area	Pitch type	Number of pitches	Overplay (match equivalent sessions per week)
10	Burntwood Rugby Club Sports Association	Burntwood	Senior	2	2.75
36	Lichfield Rugby Union Football Club	Lichfield District South and East	Junior	2	4
<b>Total</b>				<b>4</b>	<b>6.75</b>

- 4.56 The Lichfield District South and East Analysis Area accommodates the largest amount of overplay, equating to four match equivalent sessions on the junior pitches at Lichfield Rugby Union Football Club. The remaining 2.75 match equivalent sessions of overplay take place in the Burntwood Analysis Area at Burntwood Rugby Club Sports Association on the two standard quality senior pitches.

## 4.5: Supply and demand analysis

- 4.57 Having considered supply and demand, the table below identifies the overall spare capacity in each of the analysis areas for senior rugby union pitches based on match equivalent sessions per week. Future demand is based on both team generation rates which are driven by population increases as well as reported club development plans.

# LICHFIELD DISTRICT COUNCIL PLAYING PITCH STRATEGY

Table 4.14: Summary of supply and demand balance on senior rugby union pitches

Analysis area	Actual spare capacity <sup>16</sup>	Demand (match equivalent sessions)			
		Overplay	Current total	Future demand <sup>17</sup>	Future total
Burntwood	-	2.75	2.75	1	3.75
Lichfield City	-	-		1	1
Lichfield District North	-	-		-	
Lichfield District South and East	-	-		-	
Tamworth	-	-		-	
<b>Total</b>	-	<b>2.75</b>	<b>2.75</b>	<b>2</b>	<b>4.75</b>

4.58 Overall, there is a current shortfall of 2.75 match equivalent sessions per week on senior rugby union pitches to meet current demand. The shortfalls can be attributed to overplay in the Burntwood Analysis Area. This is further exacerbated when considering future demand, resulting in a shortfall of 4.75 match equivalent sessions. Shortfalls worsen in the Burntwood Analysis Area and are created in the Lichfield City Analysis Area.

Table 4.15: Summary of supply and demand balance on junior rugby union pitches

Analysis area	Actual spare capacity <sup>18</sup>	Demand (match equivalent sessions)			
		Overplay	Current total	Future demand <sup>19</sup>	Future total
Burntwood	-	-		-	
Lichfield City	-	-		-	
Lichfield District North	-	-		-	
Lichfield District South and East	-	4	4	-	4
Tamworth	-	-		-	
<b>Total</b>	-	<b>4</b>	<b>4</b>	<b>-</b>	<b>4</b>

4.59 For junior pitches, there is a current shortfall of four match equivalent sessions per week across the District, solely attributed to the Lichfield District South and East Analysis Area. This is due to Lichfield RUFC using junior pitches to accommodate the club's training demand. Shortfalls are not expected to worsen when considering future demand.

4.60 Given the above mentioned shortfalls, priority should be placed first and foremost on alleviating overplay. Given that the majority of overplay is a result of training demand on grass pitches, it is considered that there is a potential need for additional floodlighting, pitch quality improvements and/or access to World Rugby compliant 3G pitches. Scenarios exploring this will be evidenced in the subsequent strategy document.

4.61 Given that no mini pitches have actual spare capacity or are overplayed in Lichfield and given that nationally mini demand is likely to take place on senior pitches, the above analysis also applies to this form of play.

<sup>16</sup> In match equivalent sessions per week

<sup>17</sup> Anticipated future junior demand is represented as 0.5 MES on a senior pitch whereas anticipated mini future demand is represented as 0.25 MES on a senior pitch.

<sup>18</sup> In match equivalent sessions per week

<sup>19</sup> Anticipated future junior demand is represented as 0.5 MES on a senior pitch whereas anticipated mini future demand is represented as 0.25 MES on a senior pitch.

### Rugby union summary

- ◀ **Overall, there is a current shortfall of 6.75 match equivalent sessions per week on rugby union pitches to meet current demand.**
- ◀ **Shortfalls are further exacerbated when considering future demand, equating to 8.75 match equivalent sessions.**
- ◀ Within Lichfield there are 14 senior pitches, four junior pitches and two mini pitches; all pitches available for community use.
- ◀ Discussions have been held regarding the conversion of the AGP at DMS Whittington into a World Rugby compliant 3G pitch, however, there is not reported to have been any progress on these talks in recent months.
- ◀ Of the community available pitches in Lichfield, eight are assessed as standard quality and 12 as poor quality (no pitches are assessed as good quality).
- ◀ Lichfield Sports Club has ambitions to extend and improve the clubhouse and parking facilities on site at Lichfield Hockey & Cricket Club.
- ◀ Lichfield RUFC has ambitions to extend the social space at Lichfield Rugby Union Football Club onto the existing patio and install a balcony overlooking the pitches.
- ◀ There are three community rugby union clubs based in Lichfield, providing a total of 28 teams; this is divided into seven senior men's, two senior women's, eight junior boys', two junior girls' and nine mini teams.
- ◀ Lichfield and Burntwood rugby clubs train on grass pitches, whilst Whittington RUFC trains on a sand-based AGP (non-contact).
- ◀ Clubs across Lichfield have aspirations to increase by a total of six teams, equating to two senior, two junior and two mini teams.
- ◀ Team generation rates do not predict any additional rugby union teams to be generated in Lichfield based on population growth.
- ◀ There are eight sites which display potential spare capacity to accommodate additional play in Lichfield totalling nine match equivalent sessions; however, in practice, none have actual spare capacity for an increase in senior demand.
- ◀ Four pitches across two sites in Lichfield are overplayed by a total of 6.75 match equivalent sessions per week.

# LICHFIELD DISTRICT COUNCIL PLAYING PITCH STRATEGY

## PART 5: HOCKEY

### 5.1: Introduction

- 5.1 Hockey in England is governed by England Hockey (EH) and is administered locally by the Staffordshire Hockey Association.
- 5.2 Competitive league hockey matches and training can only be played on sand filled, sand dressed or water based artificial grass pitches (AGPs). Although competitive, adult and junior club training cannot take place on third generation turf pitches (3G), 40mm pitches may be suitable at introductory level, such as school curriculum low level hockey. EH's Artificial Grass Playing Surface Policy details suitability of surface type for varying levels of hockey, as shown below.

*Table 5.1: England Hockey guidelines on artificial surface types suitable for hockey*

Category	Surface	Playing Level	Playing Level
England Hockey Category 1	Water surface approved within the FIH Global/National Parameters	<b>Essential</b> International Hockey - Training and matches	<b>Desirable</b> Domestic National Premier competition Higher levels of EH Player Pathway Performance Centres and upwards England
England Hockey Category 2	Sand dressed surfaces within the FIH National Parameter	<b>Essential</b> Domestic National Premier competition Higher levels of player pathway: Academy Centres and Upwards	<b>Desirable</b> All adult and junior League Hockey Intermediate or advanced School Hockey EH competitions for clubs and schools (excluding domestic national league)
England Hockey Category 3	Sand based surfaces within the FIH National Parameter	<b>Essential</b> All adult and junior club training and league Hockey EH competitions for clubs and schools Intermediate or advanced schools hockey	<b>Desirable</b>
England Hockey Category 4	All 3G surfaces	<b>Essential</b> None	<b>Desirable</b> Lower level hockey (Introductory level) when no category 1-3 surface is available.

# LICHFIELD DISTRICT COUNCIL PLAYING PITCH STRATEGY

- 5.3 For senior teams, a full size pitch for competitive matches must measure at least 91.4 x 55 metres excluding surrounding run off areas which must be a minimum of two metres at the sides & three metres at the ends. England Hockey preference is for four metre side and five metre end run offs, with a preferred overall area of 101.4 x 63 metres though a minimum overall area of 97.4 x 59 metres is accepted.
- 5.4 It is considered that a hockey pitch can accommodate a maximum of four matches on one day (peak time) provided that the pitch has floodlighting. Training is generally midweek and requires access to a pitch and floodlights.

## **Club consultation**

- 5.5 Three hockey clubs are identified as playing in Lichfield; Lichfield, Cannock and Phoenix Blues Ladies. All three clubs were consulted with via telephone, resulting in a 100% response rate.

## **5.2: Supply**

- 5.6 There are four full size hockey suitable AGPs in Lichfield. Two pitches are located in Lichfield City Analysis Area and one pitch in each of Lichfield District South and East and Burntwood analysis areas.
- 5.7 The AGP at DMS Whittington is sand filled with the remaining pitches at Erasmus Darwin Academy, King Edward VI Sports Centre and Lichfield Hockey & Cricket Club being sand dressed. All four pitches are floodlit and are available for community use.

*Table 5.2: Full size hockey suitable pitches in Lichfield*

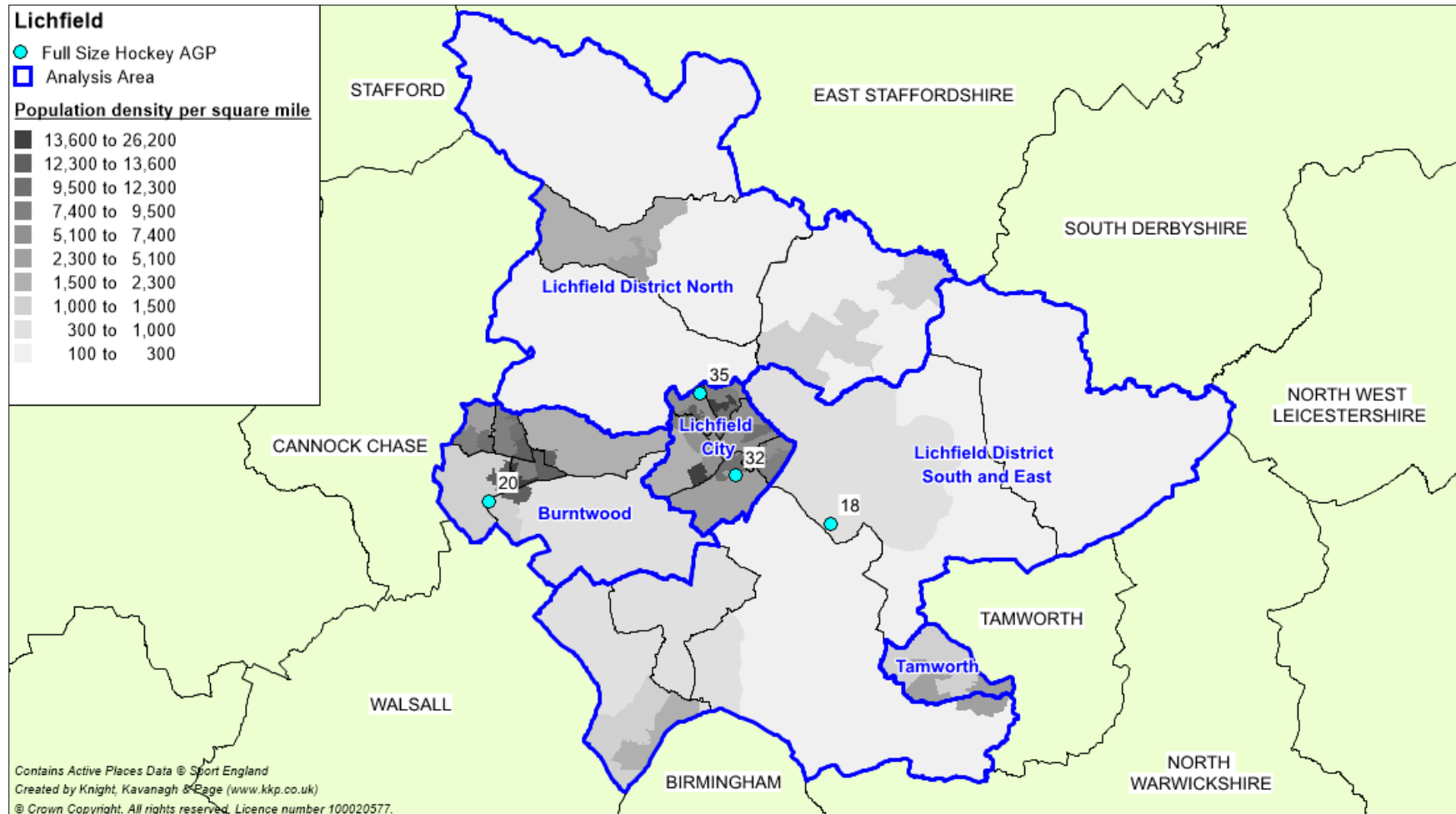
Site ID	Site name	Analysis area	Community use?	Floodlit?	Size (metres)
18	DMS Whittington	Lichfield District South and East	Yes	Yes	101 x 62
20	Erasmus Darwin Academy	Burntwood	Yes	Yes	100 x 61
32	King Edward VI Sports Centre	Lichfield City	Yes	Yes	98 x 61
35	Lichfield Hockey & Cricket Club	Lichfield City	Yes	Yes	100 x 63

- 5.8 In addition, there are two smaller size sand-based AGPs, located at Rawlett Leisure Centre and the Friary School. Whilst not large enough to accommodate senior hockey matches, the pitches can be used for training activity as well as for some junior matches.
- 5.9 The pitch at Rawlett Leisure Centre (located in the Lichfield District South and East Analysis Area) measures 58 x 34 metres and is available for community use although it has no floodlighting. The pitch at the Friary School (Lichfield City Analysis Area) measures 80 x 50 metres, is available for community use and is facilitated by floodlighting.
- 5.10 There is no hockey suitable provision located in either the Lichfield District North or Tamworth analysis areas.
- 5.11 Figure 5.1 overleaf shows the location of full-size hockey suitable AGPs.



# LICHFIELD DISTRICT COUNCIL PLAYING PITCH DISTRICT

Figure 5.1: Location of hockey suitable AGPs in Lichfield



# LICHFIELD DISTRICT COUNCIL

## PLAYING PITCH STRATEGY

---

### ***Future provision***

- 5.12 Lichfield Sports Club has ambitions of installing a second hockey suitable AGP on site at Lichfield Hockey & Cricket Club. The Club reports that it has access to a second field which is located behind the current site and is owned by St John's Trust. This second field would be converted into additional playing field land and ideally include a full-size hockey suitable AGP, a full-size 3G pitch and an additional grass football pitch.

### ***Loss of provision***

- 5.13 The RFU states that discussions have been held regarding the conversion of the AGP at DMS Whittington into a World Rugby compliant 3G pitch, however, there is not reported to have been any progress on these talks in recent months.

### ***Management and security of tenure***

- 5.14 The AGPs at Erasmus Darwin Academy and King Edward VI Sports Centre are both managed internally by the respective schools on site. DMS Whittington is managed by the MOD whilst Lichfield Hockey & Cricket Club is managed by Lichfield Sports Club.
- 5.15 Tenure at Erasmus Darwin Academy, King Edward VI Sports Centre and DMS Whittington is unsecure as no known long-term usage agreements are in place, with clubs based at each site instead hiring the pitches on a pay and play basis. This is a particular issue in relation to DMS Whittington due to the private nature of the site.

### ***Availability***

- 5.16 Sport England's Facilities Planning Model (FPM) applies an overall peak period for AGPs of 34 hours per week (Monday to Thursday 17:00-21:00; Friday 17:00-19:00; Saturday and Sunday 09:00-17:00).
- 5.17 At DMS Whittington, the AGP is reserved for MOD use from 06:00-17:00 Monday to Thursday and from 06:00-15:00 on Friday. The pitch is then accessible to the community during the week until 22:00 and from 09:00-17:00 on Saturdays and from 13:00-17:00 on Sundays. In total, the pitch is available for 30 hours during the peak period.
- 5.18 The AGP at Erasmus Darwin Academy is reserved for school use until 16:30 during weekdays and then available to the community until 22:00. On Saturdays, the AGP is available for hire from 09:00 until 17:00 whilst on Sundays it is accessible from 09:00 until 13:00. However, there is potential for the Academy to extend opening hours on Sundays if there is demand. Currently, it is available for 30 hours during the peak period.
- 5.19 At King Edward VI Sports Centre, the AGP is available for community usage from 16:00-22:00 Monday to Friday and from 09:00-22:00 at the weekend. These hours cover the entire 34 hours per week of availability in the peak period. That being said, it must be noted that no hockey clubs currently access the provision; further investigation may be required to fully determine why this is the case.
- 5.20 The AGP at Lichfield Hockey & Cricket Club is available at all times during the peak period; however, Lichfield HC has exclusive access to the pitch on weekends as well as priority for midweek lettings.

# LICHFIELD DISTRICT COUNCIL PLAYING PITCH STRATEGY

## Quality

- 5.21 Depending on use, it is considered that the carpet of an AGP usually lasts for approximately ten years and it is the age of the surface, together with maintenance levels, that most commonly affects quality. An issue for hockey nationally is that many providers did not financially plan to replace the carpet when first installed.
- 5.22 Three of the four full-size AGPs in Lichfield are assessed as standard quality whilst the AGP at King Edward VI Sports Centre is assessed as good quality.

Table 5.3: Age and quality of full-size AGPs

Site ID	Site name	Analysis area	Year installed/resurfaced	Quality
18	DMS Whittington	Lichfield District South and East	2013	Standard
20	Erasmus Darwin Academy	Burntwood	2010	Standard
32	King Edward VI Sports Centre	Lichfield City	2017	Good
35	Lichfield Hockey & Cricket Club	Lichfield City	2008	Standard

- 5.23 Despite the AGP at Erasmus Darwin Academy approaching the end of its ten-year life span and the pitch at Lichfield Hockey & Cricket Club exceeding it, both pitches are assessed as standard quality in part due to the dedicated maintenance regimes that take place at each site. Nevertheless, resurfacing is recommended at both sites in the near future to avoid further deterioration.
- 5.24 Lichfield HC has plans to resurface the pitch at Lichfield Hockey & Cricket Club in the next 18-24 months whilst Erasmus Darwin Academy has a sinking fund in place for the refurbishment of its pitch. Through this, the Academy has already accumulated the funds needed to resurface the pitch so the work will be undertaken as soon as it is deemed to be necessary. Cannock HC and Phoenix Blues Ladies HC both report that the current surface drains poorly and so is often unplayable after inclement weather.

## Ancillary provision

- 5.25 At Erasmus Darwin Academy, there is a separate sports centre on site which is accessible to the community alongside the hire of the Academy's facilities. The sports centre is in good condition with good changing facilities.
- 5.26 Good quality ancillary facilities are also found at Lichfield Hockey & Cricket Club; however, there is only four changing rooms available on site. This is deemed to be insufficient for the current level of usage. In addition, parking facilities on site are also said to be inadequate at peak times. As such, Lichfield Sports Club has ambitions to extend and improve the clubhouse and parking facilities to rectify these issues and to create a base for the local community.
- 5.27 Ancillary provision at DMS Whittington is poor quality as the facilities on site are basic and dated, whereas changing at King Edward VI Sports Centre are assessed as standard quality with no issues raised through consultation.

## 5.3: Demand

- 5.28 There are three clubs currently playing in Lichfield; Lichfield HC, Cannock HC and Phoenix Blues Ladies HC. Both Cannock HC and Phoenix Blues Ladies HC are based outside of Lichfield but currently play home fixtures within the District.

## LICHFIELD DISTRICT COUNCIL PLAYING PITCH STRATEGY

---

### ***Lichfield HC***

- 5.29 Lichfield HC fields nine senior men's, eight senior women's, four junior boys, four junior girls, one mixed junior and two master's teams. All of the Club's training demand takes place on the AGP at Lichfield Hockey & Cricket Club. The men's 1<sup>st</sup>, 2<sup>nd</sup> and 3<sup>rd</sup> teams train on Tuesday evenings from 7-9pm whilst the ladies 1<sup>st</sup>, 2<sup>nd</sup> and 3<sup>rd</sup> teams train on Wednesday evenings from 7-9pm. The remaining senior teams train on Thursday evenings at the same time. Junior training tends to take place on Sunday mornings, with under 11s training from 9-10am and over 11s training from 10-11am, although older age groups (girls and boys) also train on Monday evenings from 7-8pm.
- 5.30 Match demand is split across two sites, Lichfield Hockey & Cricket Club and DMS Whittington. Most senior match play takes place on Saturdays, whilst all junior matches take place on Sundays. The Club's three mini and two U12 teams compete in tournaments in a round robin format, meaning training only takes place if there is no fixture scheduled. The Club's veteran's teams play matches during the week with the men's over 50 side playing matches on Monday evenings. Whilst it fields also fields a mixed over 40 side, this is predominantly for social purposes, with matches only played on an ad-hoc basis. Therefore, this is not considered to be a formal team as it does not contribute regular match demand.
- 5.31 Membership figures of the Club have declined slightly from last season, with 556 members in the 2017/18 season falling to 531 members for the 2018/19 season.

### ***Cannock HC***

- 5.32 Despite being in South Staffordshire, Cannock HC currently import nine teams into Lichfield due to the closure of its former home site, Chase Park. Currently, the Club's U14, U16 and four ladies teams all train at Erasmus Darwin Academy on Monday evenings from 7:30-9:30pm whilst men's training takes place from 8:30-9:30pm on Thursday evenings, also at Erasmus Darwin Academy.
- 5.33 Three men's, four ladies and two boys' teams are currently imported by the Club for home matches, with all seven senior teams playing at Erasmus Darwin Academy on Saturdays and both junior teams playing at the same venue on Sundays. The Club's remaining junior teams play at Wolgarston High School (South Staffordshire) on the 3G pitch due to a lack of other available pitches. This required special dispensation from EH to allow matches to be played on this surface type. In addition, the Club's premier ladies team now plays home fixtures at Wolverhampton Grammar School (City of Wolverhampton) as it is the closest venue which has availability and is suitable for national competition.
- 5.34 The Club reports that discussions have taken place regarding a new hockey suitable AGP being provided at Monkton Recreation Centre (South Staffordshire). Whilst little progress is appears to have been made in recent months, the Club remains hopeful that a pitch can be provided so that the majority of its demand can be relocated back to the Club's home authority.
- 5.35 Club membership has decreased drastically over the last season, likely due to the loss of its home site. The Club had 220 members in the 2017/18 season, which has now fallen to 138 members for the 2018/19 season.

### ***Phoenix Blues Ladies HC***

- 5.36 Phoenix Blues Ladies HC is a single team club. Similar to Cannock HC, the Club was also based at Chase Park before the closure of the site forced it to relocate. Ideally, it would like to play in South Staffordshire. It now plays matches at Erasmus Darwin Academy on Saturdays as it is the closest pitch. The Club does not train and currently has 20 members.

# LICHFIELD DISTRICT COUNCIL PLAYING PITCH STRATEGY

## **Participation trends**

- 5.37 Nationally, since 2012, hockey has seen a 65% increase of juniors taking up hockey within the club environment. This increase is expected to continue across all age groups in the future, especially given the success of Great Britain's women's team in the 2016 Rio Olympics.
- 5.38 In Lichfield, as referenced in the club summaries, membership figures have declined in the previous year, with Lichfield HC revealing a slight decrease whilst membership at Cannock HC has fallen drastically. Membership at Phoenix Blues Ladies HC has remained consistent over recent years.

## **Future demand**

- 5.39 Growing participation is a key aim within EH's Strategic Plan and key drivers include working with clubs, universities and schools, working with regional and local leagues, developing opportunities for over 40s and delivering a quality programme of competition. Overall, EH has an aim to double participation over the next ten years.
- 5.40 Neither Lichfield HC nor Phoenix Blues Ladies HC report any aspirations to increase participation. Phoenix Blues Ladies HC is happy to remain as a one team club whilst Lichfield HC is currently limited by site capacity, as both Lichfield Hockey & Cricket Club and DMS Whittington are used to capacity at peak times. As such, the Club is unable to field any additional teams at present.
- 5.41 Due to participation trends at Cannock HC and uncertainty over its long term playing venue, no future demand can be quantified. As present, the Club is focusing on retaining its current number of teams/members.

## **Population increases**

- 5.42 Team generation rates are used to calculate the number of teams likely to be generated in the future (2040) based on population growth. Using this, there is not expected to be any additional hockey teams generated in Lichfield.
- 5.43 After considering team generation rates by analysis area, there is still not expected to be any additional hockey teams generated in Lichfield through population growth.

*Table 5.4: District wide team generation rates (TGRs)*

Age group	Current population within age group	Current no. of teams <sup>20</sup>	Team Generation Rate	Future population within age group	Predicted future number of teams (2040)	Additional teams that may be generated from the increased population
Senior Men's (17-55)	24,556	13	1:1,889	23,332	12.4	0
Senior Women's (17-55)	24,035	13	1:1,849	21,896	11.8	0
Junior Boys (14-16)	1,726	2	1:863	1,719	2.0	0
Junior Girls (14-16)	1,594	1	1:1,594	1,639	1.0	0
Junior Boys (11-13)	1,781	3	1:594	1,680	2.8	0
Junior Girls (11-13)	1,649	2	1:825	1,601	1.9	0
Mini Mixed (5-10)	6,942	3	1:2,314	6,239	2.7	0

<sup>20</sup> Age group team numbers differ from Table 2.6 as forecasts are based on age rather than playing format. U17 and U18 teams affiliate to their respective County FA as juniors, however, are generally considered to play on and require adult pitches and are considered by age boundaries to be in the adult age group

# LICHFIELD DISTRICT COUNCIL

## PLAYING PITCH STRATEGY

---

### ***Hockey Heroes***

- 5.44 Hockey Heroes is a six-week hockey programme aimed at beginners (children aged five to eight) that not only focuses on helping children develop some physical hockey skills such as dribbling, passing and goal scoring, but also places as much emphasis on character development including teamwork, communication, perseverance and respect.
- 5.45 There are currently no Hockey Heroes sessions operating in Lichfield, with the closest one running at Atherstone Adders HC (North Warwickshire).

### ***Back to Hockey***

- 5.46 Back to Hockey sessions are fun, social and informal and are aimed at people who either have not played for a number of years or that are looking to play for the first time. They are generally hosted by clubs, with EH providing guidance on how to deliver the programme. Benefits of clubs being involved include:
- ◀ More members
  - ◀ More casual players
  - ◀ Additional income
  - ◀ Extra publicity
  - ◀ New volunteers
- 5.47 No Back to Hockey sessions are currently available in Lichfield, with the closest session operating at North Stafford Hockey Club (Newcastle-under-Lyme).

### ***Other demand***

- 5.48 Nationally, many hockey suitable AGPs are widely used to accommodate football training demand, which can be both a positive and a negative. Often, football usage helps with the financial sustainability of the provision where limited hockey demand is received; conversely, it can impact on availability for hockey demand when levels are high.
- 5.49 In Lichfield, the AGP located at Lichfield Hockey & Cricket Club is also used for training demand from Lichfield Round Table FC and Whittington RUFC, as well as being home to the Lichfield Winter Bowls League.
- 5.50 The pitch at DMS Whittington is used throughout the week to accommodate training demand from Whittington FC and Tamworth RUFC as well as ad-hoc lettings from Lichfield RUFC and England Women's U18 rugby.
- 5.51 Chasetown Youth FC hire the AGP at Erasmus Darwin Academy to accommodate some of the Club's training demand, whereas no formalised training demand is known to take place at King Edward VI Sports Centre. It is however hired by a six-a-side Leisure League on Mondays from 19:00-21:00, with a similar Tuesday league to begin imminently.

### ***Peak time demand***

- 5.52 For matches, the majority (88%) of senior hockey activity in Lichfield takes place on a Saturday, whereas most junior activity occurs on a Sunday. The remainder of senior demand is either on Sunday morning for mixed teams or midweek for veterans. For training, peak time is considered to be any midweek evening, although preference is generally given for Tuesdays, Wednesdays and Thursdays.



### 5.4: Supply and demand analysis

- 5.53 The PPS guidance considers a floodlit pitch as being able to accommodate a maximum of four match equivalent sessions at peak time for senior hockey (Saturday). As such, with teams playing in a home and away format, this equates to one AGP being able to cater for eight “home” teams.
- 5.54 Given that there are currently 23 senior teams fielded by clubs playing in Lichfield, there is a need for three full size pitches (rounded up from 2.9). With four pitches currently provided, supply is sufficient to meet demand. Nevertheless, it must be noted that capacity is limited on the three pitches currently in use (DMS Whittington, Erasmus Darwin Academy and Lichfield Hockey & Cricket Club) with security of tenure also an issue. Improved access to King Edward VI Sports Centre could help relieve this, with further investigation required to better understand why the provision is currently unused for club hockey purposes.
- 5.55 For junior hockey, the provision of three full size AGPs is also considered sufficient to accommodate match play demand. This is because there are less junior teams and because there is no conflict with senior demand with matches mostly being played on a Sunday. Furthermore, some of the younger aged participants only require half of a pitch, meaning multiple matches can be played at the same time should demand increase to a point where that becomes necessary.
- 5.56 With all training activity currently accommodated at either Lichfield Hockey & Cricket Club or Erasmus Darwin Academy, the current supply of pitches is also considered sufficient for training demand as well as match play demand.

### **Conclusion**

- 5.57 With three full size hockey suitable AGPs required to accommodate demand, it is recommended that at least three of the four existing pitches are retained and protected for continued hockey activity. Ideally, this would relate to the three pitches currently in use; however, that might not be possible given aspirations at DMS Whittington. Should the pitch be converted to 3G, ensuring access to King Edward VI Sports Centre is imperative.
- 5.58 As two of the three hockey clubs playing in Lichfield are imported, with both aspiring to return to South Staffordshire, this analysis could be re-visited if either or both return to play in South Staffordshire in the future. Less pitches may be required in Lichfield itself should this come to fruition.
- 5.59 The PPS for South Staffordshire is also currently being undertaken and initial findings identify no full size hockey suitable AGPs in the District that are available for community use. Therefore, it is likely that hockey demand from South Staffordshire will continue to be imported into Lichfield for the considerable future.



## Hockey summary

- ◀ **Based on current levels of demand, there is a need for three full-size hockey suitable AGPs in Lichfield, meaning three of the four existing pitches should be protected.**
- ◀ **As two of the three hockey clubs playing in Lichfield are imported, with both harbouring aspirations to return to South Staffordshire, this analysis could be re-visited if the return of demand is enabled.**
- ◀ There are four full size hockey suitable AGPs in Lichfield, all of which are floodlit and available for community use; DMS Whittington, Erasmus Darwin Academy, King Edward VI Sports Centre and Lichfield Hockey & Cricket Club.
- ◀ In addition, there are two smaller sized sand-based AGPs, located at Rawlett Leisure Centre and the Friary School.
- ◀ Lichfield Sports Club has ambitions of installing a second hockey suitable AGP on site at Lichfield Hockey & Cricket Club.
- ◀ Tenure at Erasmus Darwin Academy, King Edward VI Sports Centre and DMS Whittington is considered to be unsecure as no known long-term usage agreements are in place.
- ◀ The hockey suitable AGPs at King Edward VI Sports Centre and Lichfield Hockey & Cricket Club are available for full 34 hours of peak period, whereas, the pitches at DMS Whittington and Erasmus Darwin Academy are available for 30 hours.
- ◀ Despite reportedly being available, King Edward VI Sports Centre is currently unused for club hockey; further investigation may be required to fully determine why this is the case.
- ◀ Three of the four full-size AGPs in Lichfield are standard quality whilst the AGP at King Edward VI Sports Centre is good quality.
- ◀ Lichfield HC has plans to resurface the pitch at Lichfield Hockey & Cricket Club in the next 18-24 months whilst Erasmus Darwin Academy has a sinking fund in place for the refurbishment of the AGP on site.
- ◀ Lichfield Sports Club has ambitions to extend and improve the clubhouse and parking facilities at Lichfield Hockey & Cricket Club.
- ◀ Three hockey clubs are identified to be playing in Lichfield; Lichfield HC, Cannock HC and Phoenix Blues Ladies HC.
- ◀ Both Cannock HC and Phoenix Blues Ladies HC are based outside of Lichfield but currently play home fixtures within the District (from South Staffordshire).
- ◀ Participation across the clubs has declined over recent years, particularly in regard to Cannock HC following the loss of its home site (Chase Park).

# LICHFIELD DISTRICT COUNCIL PLAYING PITCH STRATEGY

## PART 6: CRICKET

### 6.1: Introduction

- 6.1 Staffordshire Cricket serves as the main governing and representative body for cricket across Lichfield. Its aim is to promote the game at all levels through partnerships with professional and recreational cricketing clubs, and other appropriate agencies.

#### ***ECB Inspiring Generations***

- 6.2 The ECB's refreshed strategy called "Inspiring Generations" was announced in January 2019. It builds on the strong foundations laid by Cricket Unleashed and supports the growth of cricket in England and Wales between 2020 and 2024. At the heart of this strategy is a single unifying purpose, which gets to the core of what the game can do for society both on and off the field to ensure that cricket is in an even stronger position that it is in 2019.
- 6.3 Inspire Generations has six key priorities and activities including:
- ◀ Growing and nurture the core
  - ◀ Inspire through elite teams
  - ◀ Make Cricket accessible
  - ◀ Engage children and young people
  - ◀ Transform Women's and Girls' Cricket
  - ◀ Support our communities

- 6.4 There will be a structured pathway for women and girls in both softball and hardball cricket. At the time of writing the pathways and clubs involved in Lichfield are still in the planning stages.

#### ***Consultation***

- 6.5 There are 14 cricket clubs playing in Lichfield. Of these, 11 responded to an online survey request whilst Tamworth CC was met with face to face, resulting in an 79% response rate. This is summarised in the table below.

*Table 6.1: Summary of consultation*

<b>Club name</b>	<b>Response?</b>
Alrewas CC	Yes
Armitage CC	Yes
Burntwood St Matthews CC	Yes
Elford CC	Yes
Hammerwich CC	Yes
Kings Bromley CC	Yes
Lichfield CC	Yes
Lichfield Nomads CC	No
Longdon CC	No
Streetly CC	Yes
Tamworth CC	Yes
Trent Valley CC	No
Wall CC	Yes
Whittington CC	Yes

# LICHFIELD DISTRICT COUNCIL PLAYING PITCH STRATEGY

## 6.2: Supply

- 6.6 There are 15 grass wicket squares in Lichfield located across 13 sites. All of the squares are available for community use, with the most existing in Lichfield District South and East Analysis Area. There are no squares in Tamworth Analysis Area.

Table 6.2: Summary of grass wicket squares

Analysis area	No. of squares
Burntwood	3
Lichfield City	3
Lichfield District North	4
Lichfield District South and East	5
Tamworth	-
<b>Total</b>	<b>15</b>

### Junior wickets

- 6.7 Of the grass wicket squares in Lichfield, only the square at Tamworth Cricket, Hockey and Squash Club has grass wickets that can only accommodate junior demand (up to U15s) due to their proximity from the boundary. This means that an additional six wickets are available on the square when considering junior demand.

### Non-turf pitches (NTPs)

- 6.8 The ECB highlights that NTPs which follow its TS6 guidance on performance standards are suitable for high level, senior play and are considered able to take 60 matches per season, although this may include training sessions via the use of mobile nets. In Lichfield, there are five NTPs that accompany grass wicket squares in addition to five standalone NTPs. The location of these can be seen in the table below.

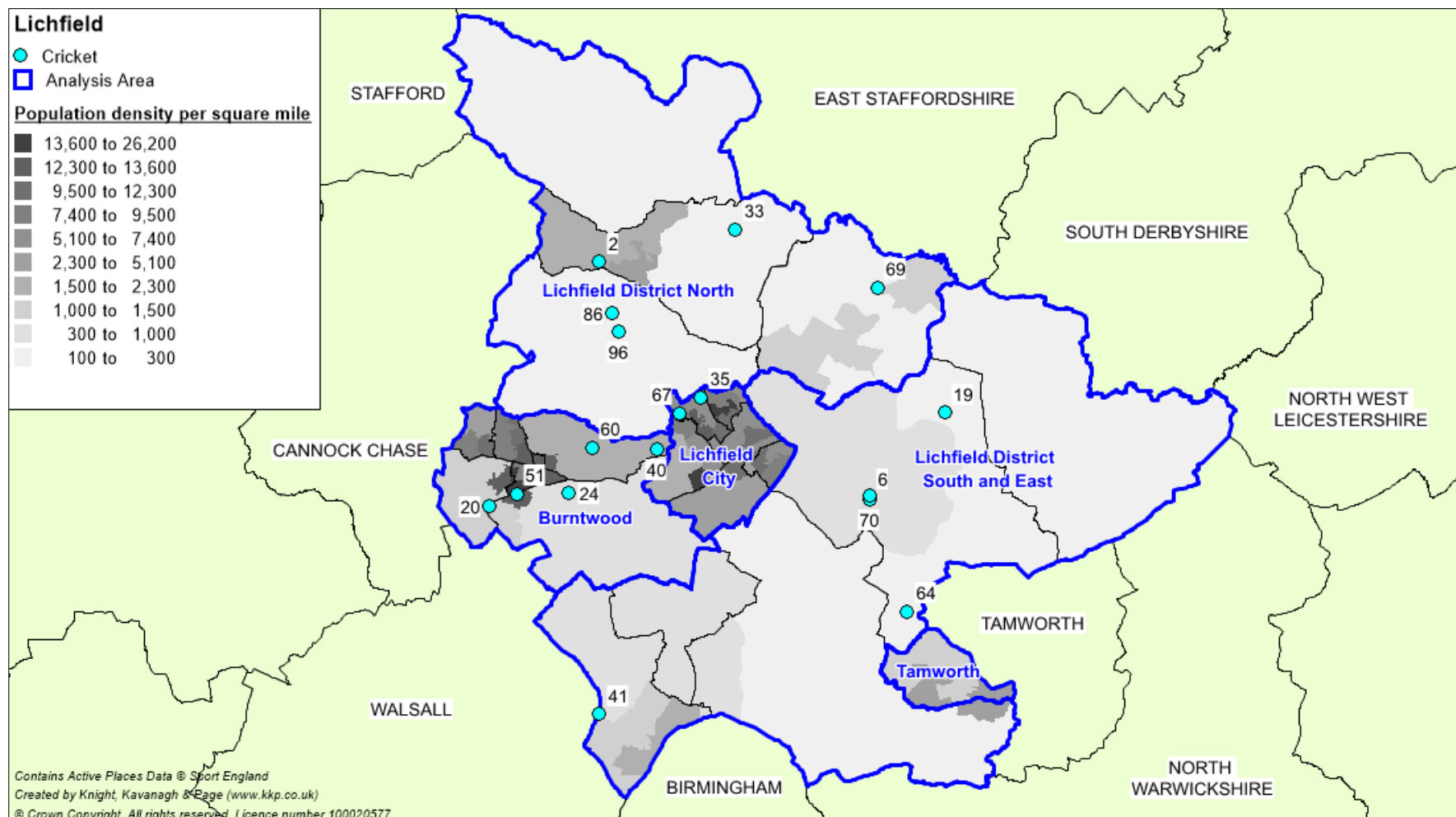
Table 6.3: Summary of NTPs in Lichfield

Site ID	Site	Analysis area	Number of NTPs	Community use?	Position
19	Elford Playing Field	Lichfield District South and East	1	Yes	Square
20	Erasmus Darwin Academy	Burntwood	1	Yes	Standalone
24	Hammerwich Cricket Club	Burntwood	1	Yes	Square
35	Lichfield Hockey & Cricket Club	Lichfield City	1	Yes	Square
40	Maple Hayes Hall School for Dyslexics	Burntwood	1	No	Standalone
41	Mill Green Sports Ground	Lichfield District South and East	1	Yes	Square
51	Ridgeway Primary School	Burntwood	1	No	Standalone
60	St Matthew's Sports and Social Club	Burntwood	1	Yes	Square
67	The Friary School	Lichfield City	1	Yes	Standalone
86	Lichfield Cathedral School Playing Fields	Lichfield District North	1	Yes	Standalone

- 6.9 The map overleaf shows the location of all cricket squares (grass and non-turf) currently servicing Lichfield.

# LICHFIELD DISTRICT COUNCIL PLAYING PITCH STRATEGY

Figure 6.1: Location of cricket pitches in Lichfield



## LICHFIELD DISTRICT COUNCIL PLAYING PITCH STRATEGY

Table 6.4: Key to map of cricket pitches

Site ID	Site	Analysis area	Community use?	No. of squares	Wicket type	No. of wickets	
						grass	non-turf
2	Armitage Cricket Club	Lichfield District North	Yes	1	Senior	8	0
6	Bit End Field	Lichfield District South and East	Yes	1	Senior	8	0
19	Elford Playing Field	Lichfield District South and East	Yes	1	Senior	8	1
20	Erasmus Darwin Academy	Burntwood	Yes	1	Senior	0	1
24	Hammerwich Cricket Club	Burntwood	Yes	2	Senior	11	0
					Senior	4	1
33	Kings Bromley Cricket Club	Lichfield District North	Yes	1	Senior	8	0
35	Lichfield Hockey & Cricket Club	Lichfield City	Yes	2	Senior	9	0
					Senior	9	1
40	Maple Hayes Hall School for Dyslexics	Burntwood	No	1	Senior	0	1
41	Mill Green Sports Ground	Lichfield District South and East	Yes	1	Senior	7	1
51	Ridgeway Primary School	Burntwood	No	1	Senior	0	1
60	St Matthew's Sports and Social Club	Burntwood	Yes	1	Senior	8	1
64	Tamworth Cricket, Hockey and Squash Club	Lichfield District South and East	Yes	1	Senior	14	0
					Junior	6	0
67	The Friary School	Lichfield City	Yes	2	Senior	8	0
					Senior	0	1
69	Walk Field	Lichfield District North	Yes	1	Senior	12	0
70	Whittington Cricket Club	Lichfield District South and East	Yes	1	Senior	8	0
86	Lichfield Cathedral School Playing Fields	Lichfield District North	Yes	1	Senior	0	1
96	Longdon Cricket Club	Lichfield District North	Yes	1	Senior	8	0

# LICHFIELD DISTRICT COUNCIL PLAYING PITCH STRATEGY

## ***Future provision***

- 6.10 Tamworth CC is currently looking for a venue to lay a second square in close vicinity to Tamworth Cricket, Hockey and Squash Club. The Club exports its third and fourth teams to Newton Regis (Tamworth) due to a lack of capacity and has ambitions to relocate these teams to Lichfield.

### *ECB Ball Strike*

- 6.11 Where there is either new cricket provision being put in place, or more commonly a development which may prejudice the use of the cricket facility, there is a requirement for a full ball strike risk assessment to be undertaken and appropriate mitigation put in place as part of the development. As such, the ECB recommends that the clubs and organisations seek to have a ball strike risk assessment undertaken; further information can be provided by the ECB.
- 6.12 Kings Bromley CC reports a new housing estate has been built alongside the boundary at its home site of the same name. Despite a net being provided by the developer, this is not high enough and balls are still being struck over the net into the residential area, leading to resident complaints. The ECB reports the Cricket Boundary Assessment revealed that the netting provided is insufficient and needs to be higher. Sport England were not consulted with in the mitigation process. These ball strike issues and concerns could lead to the square becoming unusable.

## ***Disused provision***

- 6.13 It should be noted that prior to the closure of the site, there was a grass turf cricket square at Rugeley Power Station consisting of nine wickets. This supply was available for community use, along with accompanying clubhouse and changing facilities. Whilst the site sits on the border of Lichfield and Cannock Chase, it was known to predominantly service demand from Rugeley (Cannock Chase). Findings from the Cannock Chase District Council's PPS stated that this square should be retained to address future shortfalls in the District.

## ***Security of tenure***

- 6.14 Of the 11 clubs responding to consultation, ten are deemed to have secure tenure at their home venues. Whittington, Kings Bromley, Hammerwich, Streetly and Tamworth cricket clubs own their respective sites whilst Alrewas, Armitage, Burntwood St Matthews and Elford cricket clubs have long-term lease agreements in place.
- 6.15 Lichfield CC has a yearly rental agreement for the use of Lichfield Hockey & Cricket Club; however, as the agreement is in place with a trust and the Club has been based on site for a number of years, tenure on site is considered to be secure.
- 6.16 Conversely, Wall CC is deemed to have unsecure tenure at its home site as the Club currently annually rents its square from the Friary School. For tenure to be considered secure, there needs to be a formal community use agreement in place. The Council reports that Leisure Services are considering options to secure this tenure in the short term.

*Table 6.5: Summary of security of tenure for Lichfield cricket clubs*

<b>Club</b>	<b>Site used</b>	<b>Tenure</b>
Alrewas CC	Walk Field	25 year lease from Alrewas Parish Council
Armitage CC	Armitage Cricket Club	Long-term lease from Ideal Standard

## LICHFIELD DISTRICT COUNCIL PLAYING PITCH STRATEGY

Club	Site used	Tenure
Burntwood St Matthews CC	St Matthew's Sports and Social Club	30 year lease from Lichfield District Council
Elford CC	Elford Playing Field	Five year lease from Elford Parish Council
Hammerwich CC	Hammerwich Cricket Club	Freehold
Kings Bromley CC	Kings Bromley Cricket Club	Freehold
Lichfield CC	Lichfield Hockey & Cricket Club	Rental agreement with St Johns Trust
Streetly CC	Mill Green Sports Ground	Freehold
Tamworth CC	Tamworth Cricket, Hockey and Squash Club	Freehold
Wall CC	The Friary School	Rental agreement with The Friary School
Whittington CC	Whittington Cricket Club	Freehold

### Pitch quality

- 6.17 As part of PPS guidance, there are three levels to assessing the quality of cricket pitches: good, standard and poor. Maintaining high pitch quality is the most important aspect of cricket; if the wicket is poor, it can affect the quality of the game and can, in some instances, become dangerous.
- 6.18 The non-technical assessment of grass wicket squares in Lichfield found six to be good quality and nine to be standard quality. No poor quality grass squares are identified. The ratings are broken down site-by-site in table below.

Table 6.6: Quality ratings for grass wicket squares (site by site)

Site ID	Site	Analysis area	No. of squares	Square quality
2	Armitage Cricket Club	Lichfield District North	1	Standard
6	Bit End Field	Lichfield District South and East	1	Standard
19	Elford Playing Field	Lichfield District South and East	1	Good
24	Hammerwich Cricket Club	Burntwood	1	Good
			1	Standard
33	Kings Bromley Cricket Club	Lichfield District North	1	Standard
35	Lichfield Hockey & Cricket Club	Lichfield City	1	Good
			1	Standard
41	Mill Green Sports Ground	Lichfield District South and East	1	Standard
60	St Matthew's Sports and Social Club	Burntwood	1	Standard
64	Tamworth Cricket, Hockey and Squash Club	Lichfield District South and East	1	Good
67	The Friary School	Lichfield City	1	Standard
69	Walk Field	Lichfield District North	1	Good
70	Whittington Cricket Club	Lichfield District South and East	1	Good
96	Longdon Cricket Club	Lichfield District North	1	Standard



## LICHFIELD DISTRICT COUNCIL PLAYING PITCH STRATEGY

- 6.19 Wall CC reports that the grass square at the Friary School has an undersized outfield and suffers from poor drainage, which is the main contributing factor towards its standard quality rating. Whittington CC also reports that its square is undersized, despite it being assessed as good quality.
- 6.20 Alrewas CC states that its square has previously been damaged by wild rabbits. Dog fouling, littering and vandalism is a recurring issue among cricket squares across Lichfield, with all responding clubs except Wall CC and Tamworth CC reporting this to be an issue at their respective home sites.
- 6.21 Elford CC notes that due to football pitches being marked around the cricket pitch, football is occasionally played on the outfield which can sometimes damage the surface. This is a common issue nationally, especially when cricket season begins in April as football matches are still being played. Consequently, any post-season remedial work can be impacted upon.
- 6.22 To obtain a full technical assessment of wicket and pitches, the ECB recommends a Performance Quality Standard (PQS) assessment. The PQS looks at a cricket square to ascertain whether the pitch meets the Performance Quality Standards, which are benchmarked by the Institute of Groundsman.

*Table 6.7: Performance Quality Standard Ratings*

Quality Rating	Details
Premier (High)	Where the surface is intended for Premier League play, with those within the top quartile capable of holding minor county and 1st class one day matches. May include some of the better schools and university pitches
Club (Standard)	A Club pitch suitable for league, school and junior cricket
Basic	An acceptable level suitable for recreational cricket and where the surface is designed and maintained within tight financial limitations such as local authorities
Unsuitable	This is where the surface is deemed unfit or unsafe for play

- 6.23 Clubs can contact the ECB to arrange for a pitch advisor to complete three different reports (comprehensive/mini/verbal) that vary in cost. A fully comprehensive report includes soil testing and guidance on machinery and corrective procedures, a mini report includes guidance on machinery and corrective procedures and a verbal report is a spoken version of a mini report.

### **Ancillary facilities**

- 6.24 The audit of ancillary facilities determines that of the 13 sites featuring grass cricket squares, all have some form of ancillary provision. Seven sites are serviced by good quality changing provision with a further three sites having standard quality facilities. Both St Matthew's Sports and Social Club and Armitage Cricket Club have poor quality facilities.

*Table 6.8: Ancillary facility quality (grass wicket squares, site by site)*

Site ID	Site	Analysis area	No. of squares	Changing facility quality
2	Armitage Cricket Club	Lichfield District North	1	Poor
6	Bit End Field	Lichfield District South and East	1	Good
19	Elford Playing Field	Lichfield District South and East	1	Standard

## LICHFIELD DISTRICT COUNCIL PLAYING PITCH STRATEGY

Site ID	Site	Analysis area	No. of squares	Changing facility quality
24	Hammerwich Cricket Club	Burntwood	2	Good
33	Kings Bromley Cricket Club	Lichfield District North	1	Good
35	Lichfield Hockey & Cricket Club	Lichfield City	2	Good
41	Mill Green Sports Ground	Lichfield District South and East	1	Standard
60	St Matthew's Sports and Social Club	Burntwood	1	Poor
64	Tamworth Cricket, Hockey and Squash Club	Lichfield District South and East	1	Good
67	The Friary School	Lichfield City	1	Standard
69	Walk Field	Lichfield District North	1	Good
70	Whittington Cricket Club	Lichfield District South and East	1	Good
96	Longdon Cricket Club	Lichfield District North	1	Standard

- 6.25 Ancillary provision at Armitage Cricket Club is considered to be poor quality as the pavilion on site is basic dated.
- 6.26 Both Burntwood St Matthews CC and Wall CC report that there are no umpires changing facilities available at St Matthew's Sports and Social Club and the Friary School, respectively. Burntwood St Matthews CC also notes that the parking facilities on site are inadequate. The Club submitted a planning application in February 2017 to improve provision although this is still awaiting an outcome; the plans include an extension to the clubhouse to form toilets, a kitchen and a general club area as well as a change of use of land to form an additional car parking area. Delays with this application have been due to technical issues relating to trees as well as neighbourhood complaints and the loss of an architect.
- 6.27 Streetly CC reports there is only one toilet and one room for changing located at Mill Green Sports Ground. Therefore, ancillary provision on site is insufficient despite general quality being adequate.
- 6.28 Tamworth Cricket, Hockey and Squash Club is serviced by good quality ancillary provision. However, it is noted that the two changing rooms are insufficient when mixed age/gender teams are playing on site. Therefore, the Club aspires to provide dedicated women and junior changing on site.
- 6.29 Good quality ancillary facilities are found at Lichfield Hockey & Cricket Club, however, there is only four changing rooms available on site. This is deemed to be insufficient for the current level of usage. In addition, parking facilities are also said to be inadequate at peak times. As such, Lichfield Sports Club has ambitions to extend and improve the clubhouse and parking facilities to rectify these issues and to create a base for the local community.

### ***Training facilities***

- 6.30 Access to cricket nets is important, particularly for pre-season/winter training. Only one site used by affiliated cricket clubs in Lichfield is not serviced by practice nets, this being Hammerwich Cricket Club.
- 6.31 Although the majority of clubs are serviced by practice facilities, five clubs indicate aspirations for additional training facilities to be provided. These are summarised in table below.

## LICHFIELD DISTRICT COUNCIL PLAYING PITCH STRATEGY

Table 6.9: Summary of demand for additional training facilities

Site ID	Site	Club	Comments
2	Armitage Cricket Club	Armitage CC	Installation of NTP on site and general training equipment.
19	Elford Playing Field	Elford CC	Refurbished mobile cage and installation of non-turf practice nets.
24	Hammerwich Cricket Club	Hammerwich CC	Installation of non-turf practice nets on site.
33	Kings Bromley Cricket Club	Kings Bromley CC	Installation of NTP on site.
64	Tamworth Cricket, Hockey and Squash Club	Tamworth CC	Resurfacing of existing practice nets.

### 6.3: Demand

6.32 There are 14 clubs competing in Lichfield generating 74 teams. As a breakdown, this equates to 33 senior men's, 38 junior boys' and three junior girls' teams. The distribution of these teams across the clubs can be seen in the table below.

Table 6.10: Summary of teams

Club name	Analysis area	No. of competitive teams			
		Senior men's	Senior women's	Junior boys'	Junior girls'
Alrewas CC	Lichfield District North	3	-	7	1
Armitage CC	Lichfield District North	1	-	-	-
Burntwood St Matthews CC	Burntwood	2	-	-	-
Elford CC	Lichfield District South and East	2	-	2	1
Hammerwich CC	Burntwood	5	-	6	-
Kings Bromley CC	Lichfield District North	2	-	4	-
Lichfield CC	Lichfield City	4	-	8	-
Lichfield Nomads CC	Lichfield District North	1	-	-	-
Longdon CC	Lichfield District North	1	-	-	-
Streetly CC	Lichfield District South and East	1	-	1	-
Tamworth CC	Lichfield District South and East	3	-	4	1
Trent Valley CC	Lichfield District North	2	-	-	-
Wall CC	Lichfield City	2	-	-	-
Whittington CC	Lichfield District South and East	4	-	6	-
<b>Total</b>		<b>33</b>	<b>0</b>	<b>38</b>	<b>3</b>

6.33 Although there are no recognised senior women's hardball teams, there are dedicated women's softball teams. This is further explained later on within this section of the report.

## LICHFIELD DISTRICT COUNCIL PLAYING PITCH STRATEGY

- 6.34 Most senior men's teams play in the South Staffs County League and Lichfield & District Cricket League, whilst the remainder play in either the Warwickshire County League, the Birmingham & District League or the Derbyshire County Cricket League. In addition, Whittington CC fields a single team in the Staffordshire ECB U19 Club T20 competition.
- 6.35 Junior teams play in the Burton & District Cricket League, the South Staffordshire & District Junior Cricket League, Tamworth and Lichfield CDG Competitions or the Warwickshire Youth Cricket Leagues whilst also playing in friendly competitions when fixtures are not arranged.
- 6.36 A summary of teams by analysis area can be seen in the table below. The greatest amount of demand is located in Lichfield District South and East Analysis Area (34%) whilst there are no teams currently playing in Tamworth Analysis Area.

*Table 6.11: Summary of teams by analysis area*

Analysis area	Number of teams				Total
	Senior men's	Senior women's	Junior boys'	Junior girls'	
Burntwood	7	-	6	-	13
Lichfield City	6	-	8	-	14
Lichfield District North	10	-	11	1	21
Lichfield District South and East	10	-	13	2	25
Tamworth	-	-	-	-	-
<b>Total</b>	<b>33</b>	<b>0</b>	<b>38</b>	<b>3</b>	<b>74</b>

### ***Participation trends***

- 6.37 Participation levels for cricket across the study area are strong with most clubs fielding several senior and junior teams. In fact, only four clubs in the District do not field any junior teams. These are Armitage, Burntwood St Matthews, Lichfield Nomads, Trent Valley and Wall cricket clubs.
- 6.38 Most clubs report that senior men's participation has generally stayed consistent over the last three years, although Lichfield, Elford and Armitage cricket clubs report that the number of teams has decreased. No clubs report an increase in senior men's teams, which is a common trend nationally.
- 6.39 Alrewas CC, Burntwood St Matthews CC and Streetly CC all report a decline in junior teams over the previous three years, with only Hammerwich CC reporting an increase. This goes against a national trend of increasing junior participation.

### ***Exported demand***

- 6.40 Displaced or exported demand refers to Lichfield based teams that are currently accessing pitches outside of the local authority for their home fixtures. This is normally because their pitch requirements cannot be met, which is usually because of general pitch supply but in some cases because quality issues or stipulated league requirements for access to certain facilities (e.g. umpires changing).
- 6.41 Currently, only Tamworth CC exports demand out of the District, with the Club's third and fourth teams playing home fixtures at Newton Regis (Tamworth). As mentioned previously, the Club has ambitions to relocate these teams closer to Tamworth Cricket, Hockey and Squash Club and therefore are looking for a location for a second square in close vicinity to the Club's home site.

## LICHFIELD DISTRICT COUNCIL PLAYING PITCH STRATEGY

### *Imported demand*

- 6.42 Imported demand refers to any demand from neighbouring local authorities that accesses facilities within the Lichfield District due to a lack of available facilities in other local authorities where such team or club is based.
- 6.43 Streetly CC currently imports its third Saturday team and U12 team into Lichfield from the neighbouring authority of Walsall. The Club currently uses Mill Green Sports Ground and does not indicate any aspirations to return this demand into Walsall due to the close proximity of the site to the Club's home ground.

### *Unmet demand*

- 6.44 Unmet demand is existing demand that is not able to access sufficient pitches. It is usually expressed, for example, when a team is already training but is unable to access a match pitch, or when a league has a waiting list. There is no recorded unmet demand for cricket in Lichfield.

### *Future demand*

- 6.45 Future demand can be defined in three ways, through participation increases, using population forecasts and housing growth. The Strategy that proceeds this report contains a range of housing growth scenarios that will estimate the additional demand for cricket arising from housing development.

### *Participation increases*

- 6.46 The ECB has also recently announced new five-year media rights deals, from 2020-2024. The new deals include a continuation of the ECB relationship with Sky Sports, now extending beyond broadcasting as a genuine partnership to secure significant investment and commitment to increase participation and drive engagement. The new deals also include a return to free to air television for live cricket, with the BBC to show coverage of some international and domestic matches.
- 6.47 Together, significant investment in participation and increased free to air media coverage could see future demand increase to levels in excess of those anticipated through the PPS and the impact should therefore be reviewed over coming years.
- 6.48 The table below shows a summary of quantified club aspirations for future demand, as informed through consultation.

*Table 6.12: Summary of future demand (club aspirations)*

Club	Analysis area	Future demand			
		Senior men	Senior women	Junior	Total
Alrewas CC	Lichfield District North	-	-	2	2
Armitage CC	Lichfield District North	1	-	-	1
Burntwood St Matthews CC	Burntwood	-	-	1	1
Elford CC	Lichfield District South and East	-	-	1	1
Hammerwich CC	Burntwood	-	-	-	0
Kings Bromley CC	Lichfield District North	-	1	1	2
Lichfield CC	Lichfield City	-	-	-	0
Lichfield Nomads CC	Lichfield District North	<i>Unknown</i>			
Streetly CC	Lichfield District South and East	-	-	1	1

## LICHFIELD DISTRICT COUNCIL PLAYING PITCH STRATEGY

Club	Analysis area	Future demand			
		Senior men	Senior women	Junior	Total
Tamworth CC	Lichfield District South and East	1	-	-	1
Wall CC	Lichfield City	-	-	-	0
Whittington CC	Lichfield District South and East	-	-	-	0
<b>Total</b>		<b>2</b>	<b>1</b>	<b>6</b>	<b>9</b>

6.49 Of clubs that responded to consultation, total future growth totals two senior men's, one senior women's and six junior teams. This is expressed by seven clubs, with Whittington, Wall, Lichfield and Hammerwich cricket clubs reporting no growth aspirations and anticipated growth unknown regarding Lichfield Nomads CC due to unresponsiveness.

### Population forecasts

6.50 Team generation rates are used below as the basis for calculating the number of teams likely to be generated in the future (2040) based on population growth. When team generation rates are applied across Lichfield, no additional teams are expected to be generated.

Table 6.13: Team generation rates based on population growth (2040)

Age group	Current population within age group	Current no. of teams	Team Generation Rate <sup>21</sup>	Future population within age group	Predicted future number of teams	Additional teams that may be generated from the increased population
Senior Men's (18-55)	23,991	33	1:727	22,761	31	0
Senior Women's (18-55)	23,488	0	0	21,344	0	0
Junior Boys (7-18)	7,048	38	1:185	6,697	36	0
Junior Girls (7-18)	6,553	3	1:2,184	6,398	3	0

6.51 After breaking the above table down by analysis area, there are still no additional teams expected to be generated.

6.52 Please note that due to limited women's or girls' teams currently existing in Lichfield, team generation rates automatically predict that none will be created in the future as it takes current participation as a baseline. In contrast, consultation with the ECB suggests that the development of female cricket in the Lichfield is likely as it is currently a national priority with a target to establish more female teams in every local authority.

6.53 It is important to acknowledge that whilst team generation rates project team growth as a factor of population and existing teams, there are plans and strategies to increase the number of teams at some formats beyond what current trends suggest, due to a desire to change such trends. For example, female growth at women's and girls' age groups is relatively small, however there are planned increases in activity around female participation through both All Stars Cricket and a programme of softball cricket which are likely to reflect in growth above levels shown through team generation rates.

<sup>21</sup> Please note TGR figures are rounded to the lowest whole number.



# LICHFIELD DISTRICT COUNCIL

## PLAYING PITCH STRATEGY

---

### *All Stars Cricket*

6.54 In partnership with the ECB and Chance to Shine cricket clubs in Lichfield can register to become an ECB All Stars Cricket Centre. Once registered, a club can deliver the programme which aims to introduce cricket to children aged from five to eight. Subsequently, this may lead to increased interest and demand for junior cricket at clubs. The programme seeks to achieve the following aims:

- ◀ Increase cricket activity for five to eight year olds in the school and club environment
- ◀ Develop consistency of message in both settings to aid transition
- ◀ Improve generic movement skills for children, using cricket as the vehicle
- ◀ Make it easier for new volunteers to support and deliver in the club environment
- ◀ Use fun small sided games to enthuse new children and volunteers to follow and play the game

6.55 In Lichfield, Alrewas CC, Burntwood St Matthews CC, Elford CC, Hammerwich CC, Lichfield CC, Tamworth CC and Whittington CC all ran All Stars Cricket centres in 2019 and are subsequently likely to experience significant interest and growth in junior participation.

### *Softball cricket*

6.56 Softball cricket is an ECB initiative aimed at women and girls to increase participation in cricket as a sport. The aim of softball cricket sections are enjoyment and participation; without pads, a hardball, a heavy bat and limited rules. Sessions follow a festival format with each session running for a maximum of two and half hours, shorter than traditional formats.

6.57 Each match consists of two teams of six to eight people, with everyone having an opportunity to bat and bowl. Each team bats once, with a pair of batters facing two or three overs. Batters are dismissed in traditional ways, but bowling can be either overarm or underarm, depending on the bowler's preference. Each batting team starts with a score of 200 runs, with runs added to this total by running between the wickets or by hitting the ball to a boundary. Two runs are added to the total for each wide ball; whilst five runs are removed when a batter is out.

6.58 Hammerwich, Alrewas, Burntwood St Matthews, Wall, Elford, Tamworth and Whittington cricket clubs all have women and girls' sections which participate in softball cricket events in Lichfield.

### **Peak time demand**

6.59 An analysis of match play identifies peak time demand for senior cricket as Saturdays, with the majority of teams playing within this time period. The remaining senior teams either play on Sundays or midweek.

6.60 For junior cricket, peak time demand varies between Sundays and midweek, with the clubs generally arranging the fixtures to best suit their needs. As a result, squares have greater capacity to carry junior demand as play can be spread across numerous days (providing the squares are not overplayed).

### **6.4: Capacity analysis**

6.61 Capacity analysis for cricket is measured on a seasonal rather than a weekly basis. This is due to playability (as only one match is generally played per pitch per day at weekends or weekday evening) and because wickets are rotated throughout the season to reduce wear and tear and to allow for repair.



## LICHFIELD DISTRICT COUNCIL PLAYING PITCH STRATEGY

---

- 6.62 The capacity of a square to accommodate matches is driven by the number and quality of wickets. This section of the report presents the current pitch stock available for cricket and illustrates the number of competitive matches per season per square. For good quality squares, capacity is considered to be five matches per wicket per season, whilst for a standard quality square, capacity is four matches per wicket per season. For poor quality squares, no capacity is considered to exist as such provision is not safe for play.
- 6.63 The number of matches played by each team has been derived from consultation with the clubs. Where consultation was not possible, the assumption has been made that all senior teams play between ten and 12 home matches per year and all junior teams play between four and eight matches per year depending on their age and level of competition.
- 6.64 The above is used to allocate capacity ratings as follows:

<b>Potential capacity</b>	Play is below the level the site could sustain
<b>At capacity</b>	Play matches the level the site can sustain
<b>Overused</b>	Play exceeds the level the site can sustain

- 6.65 Please note that non-turf wickets have been discounted from the table overleaf. No non-turf wicket squares are recorded as accommodating more than 60 matches per season, therefore, all non-turf wickets are considered to have spare capacity. This translates to actual spare capacity for junior cricket as peak time is midweek, whereby non-turf wickets are more commonly used and matches can be played on a variety of days.
- 6.66 The capacity analysis assumes that all clubs rotate their wickets evenly. However, this may not be the case at all sites, with central wickets potentially used more commonly than outer wickets that are closer to a boundary, especially for senior matches. The idea is to showcase what the capacity is or could be if best practice is followed for the whole square, rather than doing it on a wicket-by-wicket basis.
- 6.67 It should be noted that any potential spare capacity for senior and junior cricket has been discounted if the site is not available for community use, has unsecure tenure or is currently overplayed/played to capacity. For reference, a site is considered to have unsecure tenure if the cricket provision on the site is not guaranteed to be retained over the next three years. Unless known otherwise, Parish council managed squares are considered to generally be secure, as part of the Council's maintained sports and leisure provision offering.
- 6.68 In contrast, schools and academies often state their own policies and are more likely to restrict levels of community use. Therefore, they are considered to have unsecure tenure.

**LICHFIELD DISTRICT COUNCIL  
PLAYING PITCH STRATEGY**

Table 6.14: Capacity of cricket squares

Site ID	Site name	Analysis area	Community use?	Security of tenure	No. of squares	Quality rating	Wicket type	No. of grass wickets	Match equivalent sessions (MES) per season			Actual spare capacity for senior cricket?	Actual spare capacity for junior cricket?
									Capacity	Actual play	Capacity balance		
2	Armitage Cricket Club	Lichfield District North	Yes	Secure	1	Standard	Senior	8	32	24	10	Yes	Yes
6	Bit End Field	Lichfield District South and East	Yes	Secure	1	Standard	Senior	8	32	10	22	Yes	Yes
19	Elford Playing Field	Lichfield District South and East	Yes	Secure	1	Good	Senior	8	40	10	30	Yes	Yes
24	Hammerwich Cricket Club	Burntwood	Yes	Secure	2	Good	Senior	11	55	49	6	No	Yes
						Standard	Senior	4	16	18	2	No	No
33	Kings Bromley Cricket Club	Lichfield District North	Yes	Secure	1	Standard	Senior	8	32	32		No	No
35	Lichfield Hockey & Cricket Club	Lichfield City	Yes	Secure	2	Good	Senior	9	45	42	3	No	No
						Standard	Senior	9	36	33	3	No	No
41	Mill Green Sports Ground	Lichfield District South and East	Yes	Secure	1	Standard	Senior	7	28	13	15	Yes	Yes
60	St Matthew's Sports and Social Club	Burntwood	Yes	Secure	1	Standard	Senior	8	32	16	16	Yes	Yes
64	Tamworth Cricket, Hockey and Squash Club	Lichfield District South and East	Yes	Secure	1	Good	Senior	14	70	31	39	No	Yes
							Junior	6	30	20	10	-	Yes
67	The Friary School	Lichfield City	Yes	<b>Unsecure</b>	1	Standard	Senior	8	32	12	20	No	No
69	Walk Field	Lichfield District North	Yes	Secure	1	Good	Senior	12	60	47	13	No	Yes
70	Whittington Cricket Club	Lichfield District South and East	Yes	Secure	1	Good	Senior	8	40	47	7	No	No
76	Longdon Cricket Club	Lichfield District North	Yes	Secure	1	Standard	Senior	8	24	10	14	Yes	Yes

## LICHFIELD DISTRICT COUNCIL PLAYING PITCH STRATEGY

### **Senior cricket spare capacity**

- 6.69 A square is only considered to have actual spare capacity if it is available for further usage at peak time. For senior cricket, peak time is Saturday as this is when most demand exists. As only one match can be played on each square per day, only two Saturday teams can be assigned to play home matches on one square (based on matches being played on an alternate home and away basis). As such, if a square has two Saturday teams already playing home fixtures on it, no actual spare capacity is perceived to exist for additional senior usage. If one or no teams are playing on a square on a Saturday, and it has overall capacity, actual spare capacity for senior demand is generally identified.
- 6.70 Notwithstanding the above, there may be situations where, although a site is highlighted as potentially able to accommodate some additional play, this should not be recorded as actual spare capacity against the site. For example, a site may be managed to operate slightly below full capacity to ensure that it can cater for a number of regular training sessions, or to protect the quality of the site. As such, no sites that are over, at, or close to capacity are considered to have actual spare capacity (at least nine match equivalent sessions of spare capacity are required for an additional senior team to be accommodated based on the average number of matches played per season).
- 6.71 Of the sites with spare capacity, six are available for further activity on a Saturday and have secure tenure. Thus, they are considered to have actual spare capacity for senior cricket. These are shown in the table below. Please note that actual spare capacity is quantified by identifying the number of squares available for further usage; 0.5 squares are shown where a square has capacity to accommodate one additional team (as a whole square can accommodate two teams).

*Table 6.15: Summary of actual spare capacity for senior cricket*

Site ID	Site name	Analysis area	Spare capacity (match equivalent sessions)	Actual square capacity (squares)	Number of additional teams that could be accommodated
2	Armitage Cricket Club	Lichfield District North	10	0.5	1
6	Bit End Field	Lichfield District South and East	22	0.5	1
19	Elford Playing Field	Lichfield District South and East	30	0.5	1
41	Mill Green Sports Ground	Lichfield District South and East	15	0.5	1
60	St Matthew's Sports and Social Club	Burntwood	16	0.5	1
96	Longdon Cricket Club	Lichfield District North	14	1	2

- 6.72 In total, actual spare capacity for senior cricket equates to 3.5 squares, meaning an additional seven senior teams could be accommodated at peak time. Most of this is identified in the Lichfield District North AND Lichfield District South and East analysis areas, whilst the Burntwood Analysis Area has 0.5 squares of actual spare capacity. There is no spare capacity for senior cricket in either the Tamworth or Lichfield City analysis areas.

## LICHFIELD DISTRICT COUNCIL PLAYING PITCH STRATEGY

6.73 It is worth noting that more squares have spare capacity on a Sunday, meaning additional senior demand could be accommodated outside of the peak period whilst still playing within a competitive league format, if necessary. This also provides additional capacity for senior women's cricket, which is more likely to be played on a Sunday.

### **Junior cricket spare capacity**

6.74 For junior cricket, most squares with spare capacity have actual spare capacity for an increase in demand. This is because junior matches are generally played during midweek, where matches can be spread across numerous days, meaning capacity is not limited to two teams. Moreover, the presence of junior wickets at certain sites, as well as NTPs, provide further capacity that is generally not available to senior demand.

6.75 For a square to have actual spare capacity for junior cricket, it must not be poor quality or have unsecure tenure and it must not be overplayed; at least six match equivalent sessions of spare capacity are required for an additional junior team to be accommodated (as this is the average number of matches an additional junior team would play per season). Furthermore, a square is not considered to have capacity for an increase in demand if it is already used by six midweek teams or more as availability is then assumed to be limited (on average, clubs are able to play junior fixtures on three nights per week, with other nights reserved for other activity such as All Stars).

6.76 It should also be noted that at Tamworth Cricket, Hockey and Squash Club, both senior and junior wickets are prepared on the same square. Therefore, whilst both wicket types have capacity, this is limited by the capacity for the square as a whole.

*Table 6.16: Summary of actual spare capacity for junior cricket*

Site ID	Site name	Analysis area	Wicket type	Spare capacity (match equivalent sessions)	Number of additional teams that could be accommodated
2	Armitage Cricket Club	Lichfield District North	Senior	10	1
6	Bit End Field	Lichfield District South and East	Senior	22	3
19	Elford Playing Field	Lichfield District South and East	Senior	30	3
24	Hammerwich Cricket Club	Burntwood	Senior	6	1
41	Mill Green Sports Ground	Lichfield District South and East	Senior	15	2
60	St Matthew's Sports and Social Club	Burntwood	Senior	16	2
64	Tamworth Cricket, Hockey and Squash Club	Lichfield District South and East	Senior	39	2
			Junior	10	
69	Walk Field	Lichfield District North	Senior	13	2
96	Longdon Cricket Club	Lichfield District North	Senior	14	2

6.77 As shown in the table above, there are a total of nine squares that can accommodate at least one additional junior team during the week.

## LICHFIELD DISTRICT COUNCIL PLAYING PITCH STRATEGY

6.78 Lichfield District South and East Analysis Area has the largest amount of spare capacity as both can accommodate a further 10 teams, whilst Tamworth and Lichfield City analysis areas have no spare capacity. Bit End Field and Elford Playing Field both have the largest amount of spare capacity, with the potential to accommodate an additional three junior teams each.

### Overplay

6.79 There are two sites/squares in Lichfield that considered to be overplayed by a total of nine match equivalent sessions. Although it is possible to sustain certain, minimal levels of overplay providing that a regular, sufficient maintenance regime is in place, a resolution is recommended to ensure that there is no detrimental effect on quality over time.

Table 6.17: Summary of overplay

Site ID	Site name	Analysis area	Number of squares	Overplay (matches per season)
24	Hammerwich Cricket Club	Burntwood	1	2
70	Whittington Cricket Club	Lichfield District South and East	1	7
<b>Total</b>			<b>2</b>	<b>9</b>

6.80 The overplay on grass cricket squares in Lichfield derives from two analysis areas. The Lichfield District South and East Analysis Area has overplay totalling seven match sessions per season; the Burntwood Analysis Area totals two match sessions per season.

### 6.5: Supply and demand analysis

6.81 Consideration must be given to the extent to which current provision can accommodate current and future demand for both senior and junior cricket. The tables below look at actual spare capacity on grass wicket squares considered against overplay and future demand.

6.82 For this, please note that actual spare capacity is converted from squares to match equivalent sessions. This is calculated by using the average number of matches played by senior teams (nine) multiplied by the number of additional teams that can be fielded at peak time (one team per 0.5 squares that are available). The entirety of spare capacity available at each site is not used as this number of matches may not be able to be hosted at peak time (the maximum amount of capacity that can be utilised on one square at peak time is 18 match equivalent sessions). Any remaining spare capacity could be used outside of this (midweek or Sunday).

6.83 Match equivalent sessions for future demand are calculated using the average number of matches played per season (nine matches for senior men's teams and six matches for junior teams) accompanied with any anticipated growth from team generation rates.

Table 6.18: Supply and demand analysis of cricket squares for senior cricket

Analysis area	Actual spare capacity (MES)	Demand (MES)				
		Overplay	Current total	Future demand	Exported demand	Total
Burntwood	9	2	7	-	-	7
Lichfield City	-	-	-	-	-	-
Lichfield District North	18	-	18	9	-	9
Lichfield District South and East	27	7	20	9	17	6
Tamworth	-	-	-	-	-	-
<b>Total</b>	<b>54</b>	<b>9</b>	<b>45</b>	<b>18</b>	<b>17</b>	<b>10</b>

## LICHFIELD DISTRICT COUNCIL PLAYING PITCH STRATEGY

- 6.84 After considering overplay, there is currently 45 match equivalent sessions of spare capacity for senior cricket in Lichfield. The Lichfield District South and East Analysis Area has the largest amount of spare capacity with 20 match sessions available followed by the Lichfield District North Analysis Area with 18 match sessions of spare capacity. The Burntwood Analysis Area has seven match sessions of spare capacity, whilst the Lichfield City, Lichfield District North and Tamworth analysis areas are all played to capacity.
- 6.85 After accounting for future demand, spare capacity in the Lichfield District North Analysis Area is expected to fall to ten match sessions whilst the Lichfield District South and East Analysis Area becomes overplayed by six match equivalent sessions. Overall spare capacity remains, amounting to ten match equivalent sessions.
- 6.86 As mentioned previously, two sites in Lichfield are presently overplayed, Hammerwich Cricket Club and Whittington Cricket Club. As both sites reside in analysis areas that show actual spare capacity, it is considered that this overplay could be absorbed by another site in each respective area with actual spare capacity. This will be explored further in the accompanying strategy document.
- 6.87 Whilst seven clubs state ambitions to add a senior women’s team, it is likely these matches would be played on Sundays, outside of senior peak time and can therefore be accommodated (hence this has not been accounted for in the table above).
- 6.88 When considering junior demand, there is currently spare capacity of 108 match equivalent sessions per season across Lichfield with 60 of these located in the Lichfield District South and East Analysis Area. There are a further 48 match equivalent sessions of spare capacity across each of the Burntwood and Lichfield District North analysis areas. After accounting for future demand, overall spare capacity remains, although it is expected to fall to 63 match equivalent sessions.

*Table 6.19: Supply and demand analysis of cricket squares for junior cricket*

Analysis area	Actual spare capacity (MES)	Demand (MES)				
		Overplay	Current total	Future demand	Exported demand	Total
Burntwood	12	2	10	6	-	4
Lichfield City	-	-		-	-	
Lichfield District North	36	-	36	18	-	18
Lichfield District South and East	60	7	53	12	-	41
Tamworth	-	-		-	-	
<b>Total</b>	<b>108</b>	<b>9</b>	<b>99</b>	<b>36</b>	<b>0</b>	<b>63</b>

### 6.6: Conclusion

- 6.89 In summary, there is adequate supply of cricket provision to cater for current and future levels of demand for both senior and junior cricket in Lichfield. Nevertheless, there remains a need to address identified overplay at both Hammerwich Cricket Club and Whittington Cricket Club to ensure that there is no detrimental effect on square quality over time. Further, to ensure an adequate level of provision is maintained and any potential future shortfalls addressed, there is a need to protect existing provision and improve quality where it is required. Scenarios relating to these will be explored in the strategy document that proceeds this report.



# LICHFIELD DISTRICT COUNCIL

## PLAYING PITCH STRATEGY

---

---

### Cricket summary

- ◀ **In summary, there is sufficient supply of cricket provision to cater for current demand of both senior and junior cricket across Lichfield.**
- ◀ **However, when considering future demand and exported demand for senior cricket, the Lichfield District South and East Analysis Area is likely to become overplayed by six match equivalent sessions.**
- ◀ There are 15 grass wicket squares in Lichfield located across 13 sites with all squares available for community use.
- ◀ In Lichfield, there are five NTPs that accompany grass wicket squares in addition to five standalone NTPs.
- ◀ Tamworth CC are currently looking for a venue to lay a second square in close vicinity to Tamworth Cricket, Hockey and Squash Club.
- ◀ A Cricket Boundary Assessment at Kings Bromley Cricket Club revealed netting on site is insufficient and needs to be higher to prevent ball strike issues. If this is not rectified, the square could become unusable.
- ◀ Wall CC is the only responsive Club to report an unsecure tenure at their home site; the Club currently rents a square from The Friary School.
- ◀ The non-technical assessment of grass wicket squares in Lichfield found six to be good quality and nine standard quality - no poor quality grass squares are identified.
- ◀ Wall CC reports that the grass square at The Friary School has an undersized outfield and suffers from poor drainage, whilst Whittington CC reports that the square at Whittington Cricket Club is also undersized.
- ◀ St Matthew's Sports and Social Club is serviced by poor quality ancillary facilities; Burntwood St Matthews CC submitted a planning application in February 2017 to improve the ancillary facilities on site.
- ◀ Streetly CC also reports that there is only one toilet and one room for changing located at Mill Green Sports Ground.
- ◀ Ancillary provision at Armitage Cricket Club is also considered to be poor quality as the pavilion on site is basic and outdated.
- ◀ Tamworth CC has ambitions to provide additional changing rooms on site at Tamworth Cricket, Hockey and Squash Club.
- ◀ Only one site used by affiliated cricket clubs in Lichfield is not serviced by practice nets, this being Hammerwich Cricket Club. Five clubs have aspirations to improve practice facilities.
- ◀ There are 14 clubs competing in Lichfield generating 74 teams, equating to 33 senior men's, 38 junior boys' and three junior girls teams.
- ◀ Tamworth CC exports demand out of the District, with the Club's third and fourth teams playing home fixtures at Newton Regis (Tamworth).
- ◀ Streetly CC currently imports its third Saturday team and U12 team into Lichfield from neighbouring Walsall.
- ◀ Club aspirational future demand amounts to two senior mens teams, seven senior womens teams and six junior teams.
- ◀ Actual spare capacity for senior cricket equates to 3.5 squares, meaning an additional seven senior teams could be accommodated at peak time.
- ◀ There are a total of nine squares in Lichfield that can accommodate at least one additional junior team during the week - in total, there is capacity for an additional 18 junior teams across the District.
- ◀ Two sites in Lichfield are considered to be overplayed by a total of nine match equivalent sessions per season.



# LICHFIELD DISTRICT COUNCIL PLAYING PITCH STRATEGY

## PART 7: BOWLS

### 7.1: Introduction

- 7.1 Outdoor bowls in Lichfield is played on crown greens. The British Crown Green Bowling Association (BCGBA) is the NGB with overall responsibility for ensuring effective governance of the sport.

#### **Consultation**

- 7.2 There are 14 bowling clubs based in Lichfield:

- ◀ Alrewas RBL BC
- ◀ Armitage with Handsacre BC
- ◀ Ashmole BC
- ◀ Duke of York BC
- ◀ Hammerwich BC
- ◀ Lichfield BC
- ◀ Lichfield Crown Green BC
- ◀ Lichfield RUFC BC
- ◀ Little Aston BC
- ◀ Museum BC
- ◀ Ridware BC
- ◀ Uxbridge Arms BC
- ◀ Whittington BC
- ◀ Windmill BC

- 7.3 Of these clubs, Hammerwich BC, Lichfield BC, Lichfield Crown Green BC, Lichfield RUFC BC and Little Aston BC all completed online surveys. Windmill BC and Duke of York BC were both consulted with via telephone whilst Museum BC was met with face to face. This provides a response rate of 57%, with eight clubs being responsive.

- 7.4 In addition to the aforementioned clubs, the Staffordshire County Bowling Association have also been consulted with to provide an overall perspective on the provision for bowls in Lichfield.

### 7.2: Supply

- 7.5 There are 15 bowling greens in Lichfield located across 14 sites. All of the bowling greens are considered to be available for community use.

*Table 7.1: Summary of the number of greens by analysis area*

Analysis area	Number of greens
Burntwood	4
Lichfield City	4
Lichfield District North	4
Lichfield District South and East	3
Tamworth	-
<b>Total</b>	<b>15</b>

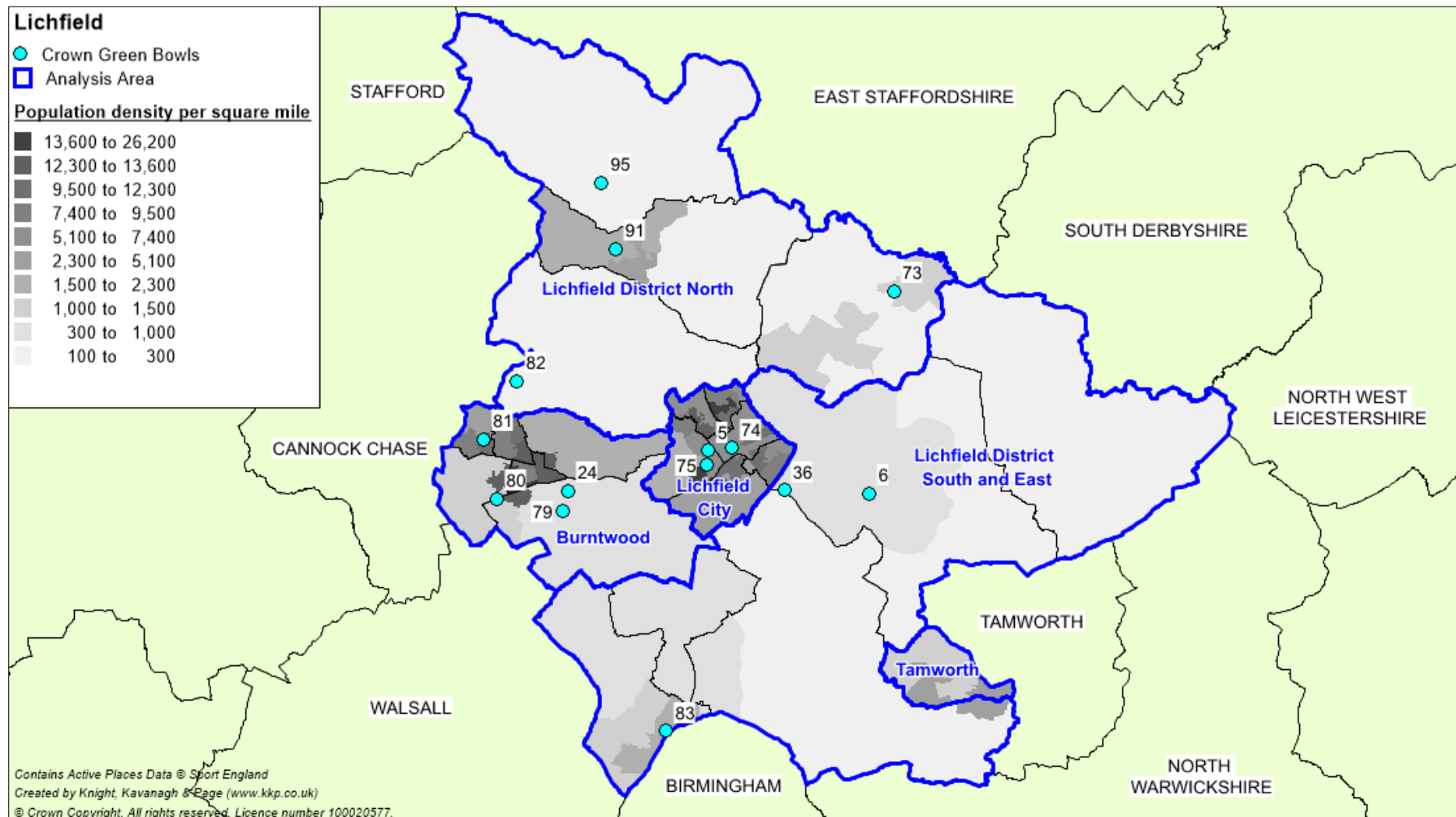
- 7.6 As seen in the table above, four greens are located in each the Burntwood. Lichfield City and Lichfield District North analysis areas with a further three greens located in the Lichfield District South and East Analysis Area. There are no bowling greens located in Tamworth.

#### **Disused provision**

- 7.7 The closure of Rugeley Power Station and its associated sports & social club in 2017, resulted in the loss of a bowling green. The green ceased to be maintained and became unavailable for community use.

# LICHFIELD DISTRICT COUNCIL PLAYING PITCH STRATEGY

Figure 7.1: Crown bowling greens in Lichfield



# LICHFIELD DISTRICT COUNCIL PLAYING PITCH STRATEGY

Table 7.2: Key to map

Site ID	Site name	Analysis area	Management	Number of greens
73	Alrewas RBL	Lichfield District North	Private	1
91	Armitage with Handsacre Bowling Club	Lichfield District North	Sports Club	1
79	Ashmole Social Club	Burntwood	Community	1
5	Beacon Park	Lichfield City	Council	2
6	Bit End Field	Lichfield District South and East	Parish Council	1
81	Chase Terrace Park	Burntwood	Council	1
80	Chasetown Memorial Park	Burntwood	Council	1
74	Duke of York Public House	Lichfield City	Private	1
24	Hammerwich Cricket Club	Burntwood	Sports Club	1
36	Lichfield Rugby Union Football Club	Lichfield District South and East	Sports Club	1
83	Little Aston Village Hall	Lichfield District South and East	Private	1
95	Ridware Bowls Club	Lichfield District North	Private	1
75	The Bowling Green (Friary Road)	Lichfield City	Private	1
82	Ye Olde Windmill	Lichfield District North	Private	1

- 7.8 In addition to the aforementioned greens, there is also an indoor bowling green located at Tamworth Indoor Bowls Club. However, this does not fall under the scope of this report although consideration should be given that many members of outdoor clubs will also be members of the indoor club to enable all-year round participation.

### ***Ownership/management***

- 7.9 The Council currently owns and manages four bowling greens across three sites in the District, these are; Beacon Park, Chasetown Memorial Park and Chase Terrace Park whilst Whittington and Fisherwick Parish Council manages the green at Bit End Field. A further six greens are privately owned, located at Alrewas RBL, Duke of York Public House, Ridware Bowls Club, The Bowling Green (Friary Road), Ye Olde Windmill and Little Aston Village Hall. Remaining greens are either owned by the respective sports club or by a community group.
- 7.10 Museum BC and Lichfield Crown Green BC are currently in negotiations with Lichfield District Council regarding taking over management the greens located at Beacon Park. The clubs are looking to form a company together which will then have a 25-year lease agreement for the two greens and will be charged a peppercorn rent. By self-managing the greens on site, the clubs hope to attract grant funding for maintenance equipment and further improve green quality on site as a result.
- 7.11 Duke of York BC reports that the green located at Duke of York Public House is due to be taken back by the landowner, with a view to selling the site for development. The Club has been provided assurances that it can remain on site until October 2020 but may have to relocate after this date. It is hopeful that the developer will provide a new green for the Club's use although sharing a green at either Beacon Park or Armitage with Handsacre Bowling Club has been discussed as an alternative. The Club has recently registered the green on the list of Assets of Community Value with Lichfield District Council, which will protect the green under The Assets of Community Value (England) Regulations 2012.

# LICHFIELD DISTRICT COUNCIL PLAYING PITCH STRATEGY

## Quality

- 7.12 Following a non-technical assessment of greens in Lichfield and consultation with clubs, ten greens are assessed as good, four as standard quality and one as poor quality. The table below summarises the quality on a site-by-site basis.

Table 7.3: Summary of bowling green quality

Site ID	Site name	Club(s) using the site	Number of greens	Quality of green
73	Alrewas RBL	Alrewas RBL BC	1	Poor
91	Armitage with Handsacre Bowling Club	Armitage with Handsacre BC	1	Standard
79	Ashmole Social Club	Ashmole BC	1	Good
5	Beacon Park	Lichfield Crown Green BC, Museum BC	2	Good
6	Bit End Field	Whittington BC	1	Good
81	Chase Terrace Park	-	1	Standard
80	Chasetown Memorial Park	Uxbridge Arms BC	1	Good
74	Duke of York Public House	Duke of York BC	1	Good
24	Hammerwich Cricket Club	Hammerwich BC	1	Good
36	Lichfield Rugby Union Football Club	Lichfield RUFC BC	1	Good
83	Little Aston Village Hall	Little Aston BC	1	Standard
95	Ridware Bowls Club	Ridware BC	1	Standard
75	The Bowling Green (Friary Road)	Lichfield BC	1	Good
82	Ye Olde Windmill	Windmill BC	1	Good

- 7.13 The green located at Alrewas RBL is assessed as poor quality due to poor grass coverage, an uneven surface, considerable wear and tear and poor surrounding ditches/borders and hard areas.
- 7.14 Lichfield RUFC, Hammerwich and Little Aston bowling clubs report that green quality has improved over the last year thanks to improved maintenance regimes undertaken by each club. No responding clubs report that green quality has deteriorated over the last year.
- 7.15 Little Aston BC has recently been awarded funding from Shenstone Council for green improvement. At the time of writing, work is due to begin imminently.

## Ancillary facilities

- 7.16 Lichfield RUFC BC reports that it has no specific pavilion or separate changing rooms but does have a small building on site containing an official's room, toilets and equipment store (standard quality with no major concerns). However, the Club can access facilities at Lichfield RUFC if necessary, so this is not believed to be an issue.
- 7.17 Both Little Aston BC and Duke of York BC state that ancillary facilities at their respective sites are of standard quality although both are without separate changing facilities. There are kitchen and toilet facilities available at both sites, but Little Aston BC also has equipment storage available at Little Aston Village Hall. This is not reported to be an issue by either club although Duke of York BC has aspiration to install toilet facilities on site.

# LICHFIELD DISTRICT COUNCIL PLAYING PITCH STRATEGY

- 7.18 Hammerwich BC has ambitions to install a team shelter on site at Hammerwich Cricket Club. Funding has been received for this development from the Church Lands Trust although this will only cover 30% of the cost.
- 7.19 Lichfield BC and Hammerwich BC report that ancillary facilities are of good quality at The Bowling Green (Friary Road) and Hammerwich Cricket Club, respectively, whilst all responding clubs state that parking facilities are sufficient at their sites. Ancillary provision located at Beacon Park is also considered to be good quality and no issues with the facilities are raised through consultation.

## *BCGBA grants*

- 7.20 Provided a club is subscribed to the BCGBA it can apply for a grant for a range of ancillary issues, providing it has not already received one in the previous five years. Grants available to clubs include the following:
- ◀ New bowling green
  - ◀ New floodlights
  - ◀ New Pavilion
  - ◀ Irrigation for the bowling green
  - ◀ Toilets
  - ◀ New Shelter
  - ◀ Fencing and paths
  - ◀ Extending a bowling green
  - ◀ Legal fees to fight a green closure

## ***Floodlighting***

- 7.21 In Lichfield, the greens located at Ye Olde Windmill, The Bowling Green (Friary Road) and Lichfield Rugby Union Football Club are serviced by floodlighting. This means that opportunities for access for training and matches during evenings outside of the summer months is limited. Floodlit bowling greens are relatively rare across the country and this should therefore not be considered as a significant issue.

## **7.3: Demand**

### ***Current demand***

- 7.22 Of the 14 clubs playing in Lichfield, membership information is known for all clubs. Where clubs have been unresponsive to consultation requests, membership information is provided by Staffordshire Bowls. Overall, membership equates to 703 people, totalling 507 senior male members, 195 senior female members and one junior member.

*Table 7.4: Current club membership for bowls clubs in Lichfield*

Club name	Senior males	Senior females	Juniors	Total
Alrewas RBL BC	23	8	-	<b>31</b>
Armitage with Handsacre BC	28	8	-	<b>36</b>
Ashmole BC	44	13	-	<b>57</b>
Duke of York BC	21	9	-	<b>30</b>
Hammerwich BC	40	29	1	<b>70</b>
Lichfield BC	79	32	-	<b>111</b>
Lichfield Crown Green BC	21	7	-	<b>28</b>
Lichfield RUFC BC	20	7	-	<b>27</b>
Little Aston BC	31	44	-	<b>75</b>
Museum BC	60	20	-	<b>80</b>
Ridware BC	36	6	-	<b>42</b>
Uxbridge Arms BC	19	-	-	<b>19</b>

## LICHFIELD DISTRICT COUNCIL PLAYING PITCH STRATEGY

Club name	Senior males	Senior females	Juniors	Total
Whittington BC	53	6	-	59
Windmill BC	32	6	-	38
			<b>Total</b>	<b>703</b>

- 7.23 In addition to the aforementioned clubs, the Probus Organisation<sup>22</sup> also play bowls on a regular basis in Lichfield. The organisation has five members and plays on the green at Duke of York Public House one day per week. As the organisation is not a registered Bowls Club, it has not been included in the breakdown above, however, the demand for the green will be added in the supply and demand analysis.
- 7.24 Lichfield RUFC BC and Lichfield Crown Green BC both report that senior membership has declined over the previous three years whilst Little Aston, Lichfield and Windmill bowling clubs all report that senior membership levels have been stable. Meanwhile, Hammerwich, Duke of York and Museum bowling clubs all report an increase in senior membership over the past three years. In terms of junior demand, all responding clubs report that junior membership levels have stayed the same over the previous three years.

### **Future demand**

- 7.25 Using ONS projections (2016-2041)<sup>23</sup>, the number of persons aged 65 and over living in Lichfield is likely to increase continuously from 24,324 in 2017 to 33,276 in 2040, representing an increase of 36.8%. Due to this age band being the most likely to play bowls, demand for bowling greens is likely to increase slightly in the future or at least remain static.
- 7.26 In addition, the table below identifies the amount of future demand expressed by clubs through consultation. Where quantified, four clubs report ambitions to establish an additional 20 senior members and ten junior members across Lichfield.

*Table 7.5: Club future demand aspirations*

Club name	Future growth
Duke of York BC	Five senior members.
Hammerwich BC	Six senior members and five junior members.
Lichfield BC	No immediate plans to increase membership.
Lichfield Crown Green BC	Five senior and five junior members.
Lichfield RUFC BC	Four senior members.
Little Aston BC	No immediate plans to increase membership.
Museum BC	No quantified demand aspirations although the Club is aiming to attract younger members.
Windmill BC	No quantified demand aspirations as the Club struggles to attract members due to the rural location of Ye Olde Windmill. However, the Club has ambitions to grow its membership.

<sup>22</sup> Probus clubs provide an opportunity for retired professionals to attend regular meetings with like-minded people who appreciate similar interests and social standing. Probus is an organisation for active retirees who enjoy the camaraderie that belonging to the organisation brings.

<sup>23</sup> ONS projections do not take into account housing growth and as a result, projections may result in an under-estimate of future demand.

### ***Latent demand***

- 7.27 Lichfield BC is the only bowling club in Lichfield to express latent demand with a waiting list of five members. This is a rare occurrence, with very few clubs nationally having waiting lists in place. All other clubs in the area are considered to have capacity for new members. As such, it is considered that anyone within Lichfield that would like to start participating could do so at the clubs and greens already in existence.
- 7.28 Additionally, Sport England's Market Segmentation Tool<sup>24</sup> enables an analysis of 'the percentage of adults that would like to participate in bowls within Lichfield but are not currently doing so'. The tool identifies latent demand of 189 people, 35 (19%) of which are within each of the 'Frank – twilight year gents' and 'Roger & Joy – early retirement couples' segments. Therefore, latent demand for bowls in Lichfield equates to 0.18% of Lichfield's total population.

### ***Winter bowls***

- 7.29 It should be noted that there is also a winter bowls league operating in Lichfield. The league is based on the AGP at Lichfield Hockey & Cricket Club, which is split into four crown bowling greens. The league consists of a Thursday division and Tuesday division, with eight teams competing in the Thursday division and four teams competing in the Tuesday division. All of the current players are also members of other crown green bowling clubs in the area.
- 7.30 The league began in February 2019 with four teams in the Thursday division and this has already grown to host 12 teams across two divisions. It now hopes to expand to have eight teams in the Tuesday division before an additional day.
- 7.31 Currently, the League pays Lichfield Sports Club on a day by day basis although the League would like to formalise a long-term agreement. It also has ambitions to add another dugout to service the pitch or an additional storage/seating area.

### **7.4: Capacity analysis**

- 7.32 Capacity is very much dependent on the leagues and the day that they operate. A green may have no spare capacity on an afternoon or evening when a popular league operates but may be unused for the rest of the week. However, in many cases, greens are used during the afternoons by club members who bowl socially.
- 7.33 The Crown Green Bowling Association believes that a crown green accommodating less than 60 playing members is considered to have spare capacity for further play whilst those accommodating more than 60 could be considered to be overplayed. Consideration should also be given to the sustainability of greens which operate with a playing membership of less than 20.
- 7.34 Using the above, the table overleaf analyses the capacity at bowling green in Lichfield against current usage levels.

---

<sup>24</sup> <https://segments.sportengland.org/querySegments.aspx>



## LICHFIELD DISTRICT COUNCIL PLAYING PITCH STRATEGY

Table 7.6: Current and future capacity analysis of bowling greens now and with future demand (where known)

Site ID	Site name	Analysis area	Number of greens	Club users	Number of players	Capacity rating	Future demand	Future capacity
5	Beacon Park	Lichfield City	2	Lichfield Crown Green BC, Museum BC	108	120	10	2
6	Bit End Field	Lichfield District South and East	1	Whittington BC	59	60	Unknown	1
24	Hammerwich Cricket Club	Burntwood	1	Hammerwich BC	70	60	11	21
36	Lichfield Rugby Union Football Club	Lichfield District South and East	1	Lichfield RUFC BC	27	60	4	29
73	Alrewas RBL	Lichfield District North	1	Alrewas RBL BC	31	60	Unknown	29
74	Duke of York Public House	Lichfield City	1	Duke of York BC, PROVUS	35	60	5	20
75	The Bowling Green (Friary Road)	Lichfield City	1	Lichfield BC	111	60	-	51
79	Ashmole Social Club	Burntwood	1	Ashmole BC	57	60	Unknown	3
80	Chasetown Memorial Park	Burntwood	1	Uxbridge Arms BC	19	60	Unknown	41
81	Chase Terrace Park	Burntwood	1	-	-	60	-	60
82	Ye Olde Windmill	Lichfield District North	1	Windmill BC	38	60	-	22
83	Little Aston Village Hall	Lichfield District South and East	1	Little Aston BC	75	60	-	15
91	Armitage with Handsacre Bowling Club	Lichfield District North	1	Armitage with Handsacre BC	36	60	Unknown	24
95	Ridware Bowls Club	Lichfield District North	1	Ridware BC	42	60	Unknown	18

## LICHFIELD DISTRICT COUNCIL PLAYING PITCH STRATEGY

- 7.35 In total, 11 greens are identified as having actual spare capacity. These are located at Beacon Park, Bit End Field, Lichfield Rugby Union Football Club, Alrewas RBL, Duke of York Public House, Ashmole Social Club, Chasetown Memorial Park, Chase Terrace Park, Ye Olde Windmill, Armitage with Handsacre Bowling Club and Ridware Bowls Club.
- 7.36 Three greens are identified as being currently overplayed; Hammerwich Cricket Club, The Bowling Green (Friary Road) and Little Aston Village Hall. None of the clubs report overplay to be a concern and all indicate that green quality has improved since the last season due to improved maintenance. Therefore, it is determined that all current levels of overplay can be accommodated as long as dedicated maintenance regimes continue to take place.
- 7.37 However, growth in demand for bowls should be monitored as if future demand aspirations are realised, green quality may begin to deteriorate due to increased levels of overplay.

### 7.5: Supply and demand analysis

- 7.38 On the basis that a green can accommodate up to 60 members, the table below identifies the overall capacity of greens to cater for both current and future demand.

*Table 7.7: Supply and demand analysis of bowling greens in Lichfield from consultation*

Analysis area	Current demand	Current capacity	Current total	Future demand	Future total
Burntwood	146	240	94	11	83
Lichfield City	254	240	14	15	29
Lichfield District North	147	240	93	-	93
Lichfield District South and East	161	180	19	4	15
Tamworth	-	-	-	-	-
<b>Total</b>	<b>708</b>	<b>900</b>	<b>192</b>	<b>30</b>	<b>162</b>

- 7.39 There is enough capacity to cater for current and future demand in the Burntwood, Lichfield District North and Lichfield District South and East analysis areas, whereas the Lichfield City Analysis Area is currently overplayed by 14 members. This is likely to increase to 29 members when accounting for future demand. Overall, there is current spare capacity of 192 members and future spare capacity of 162 members.

### Bowls summary

- ◀ **Analysis suggests that there is enough capacity at present to cater for current and future demand in the District, although overplay is identified at three sites.**
- ◀ **A shortfall is evident in Lichfield City Analysis Area, with this likely to worsen if future demand aspirations are realised.**
- ◀ There are 15 bowling greens in Lichfield located across 14 sites; all of the bowling greens are crown greens and are considered to be available for community use.
- ◀ In addition to the aforementioned greens, there is also an indoor bowling green located at Tamworth Indoor Bowls Club (however, this does not fall under the scope of this report).
- ◀ The Council currently owns and manages four bowling greens across three sites in the District whilst Whittington and Fisherwick Parish Council manages the green at Bit End Field. A further six greens privately owned and the remaining greens are either owned by the respective sports club or by a community group.
- ◀ Museum BC and Lichfield Crown Green BC are currently in negotiations with Lichfield District Council regarding taking over management the greens located at Beacon Park. The clubs are looking to form a company together which will then have a 25-year lease agreement for the two greens.
- ◀ Duke of York BC reports that its green is due to be taken back by the landowner, with a view to selling the site on for development. The Club has been provided assurances it can remain on site until October 2020 and has registered the green on the list of Assets of Community Value with Lichfield District Council.
- ◀ Following a non-technical assessment of greens in Lichfield and consultation with clubs, ten greens are assessed as good, four as standard quality and one as poor quality.
- ◀ No issues with ancillary facilities are mentioned by responding clubs, however, Duke of York BC has aspirations to install toilet facilities at the Duke of York Public House whilst Hammerwich BC would like to install a team shelter at Hammerwich Cricket Club.
- ◀ Total membership in Lichfield equates to 703 people, totalling 507 senior male members, 195 senior female members and one junior member.
- ◀ Where quantified through consultation, clubs report ambitions for an additional 20 senior members and ten junior members across Lichfield.
- ◀ Lichfield BC is the only bowling club in Lichfield to express latent demand with a waiting list of five members.

# LICHFIELD DISTRICT COUNCIL PLAYING PITCH STRATEGY

## PART 8: TENNIS

### 8.1: Introduction

- 8.1 The Lawn Tennis Association (LTA) is the organisation responsible for the governance of tennis and administers the sport locally across Lichfield. The LTA has recently restructured its strategic approach to target a number of national focus areas, with a priority on developing the sport at park sites.

#### **Consultation**

- 8.2 There are four tennis clubs identified in Lichfield; Alrewas TC, Lichfield Friary LTC, Little Aston TC and Shenstone TC. Of these, only Lichfield Friary LTC and Little Aston TC were responsive to consultation requests, resulting in a 50% response rate.
- 8.3 It should be noted that David Lloyd Club (Lichfield) although located in the District, has not been considered as a fully accessible community tennis club. This is because only private members of David Lloyd can join the tennis section.
- 8.4 In addition, there is also Beacon Park Tennis CIO located in Lichfield which is a community group formed after a successful LTA Tennis for Free campaign. It aims to: maintain a public tennis facility in central Lichfield, promote healthy living through fitness and promote tennis participation for all ages. Therefore, whilst the group is not a formal tennis club due to its focus on informal and recreational tennis, it was still consulted with due to its significance in the local area.

### 8.2: Supply

- 8.5 There are 51 tennis courts identified in Lichfield across 18 sites, with 25 courts available for community use. Courts unavailable for community use are located at David Lloyd (Lichfield) as usage is restricted for private members only, or at education sites.
- 8.6 For the purposes of this report, availability for community use refers to courts in public, voluntary, private or commercial ownership or management recorded as being available for hire by individuals, teams or clubs. This also includes availability for social use and pay and play.

*Table 8.1: Summary of tennis courts across Lichfield*

Analysis area	Number of courts available for community use	Number of courts unavailable for community use	Total
Burntwood	2	16	18
Lichfield City	4	4	8
Lichfield District North	2	2	4
Lichfield District South and East	17	4	21
Tamworth	-	-	0
<b>Total</b>	<b>25</b>	<b>26</b>	<b>51</b>

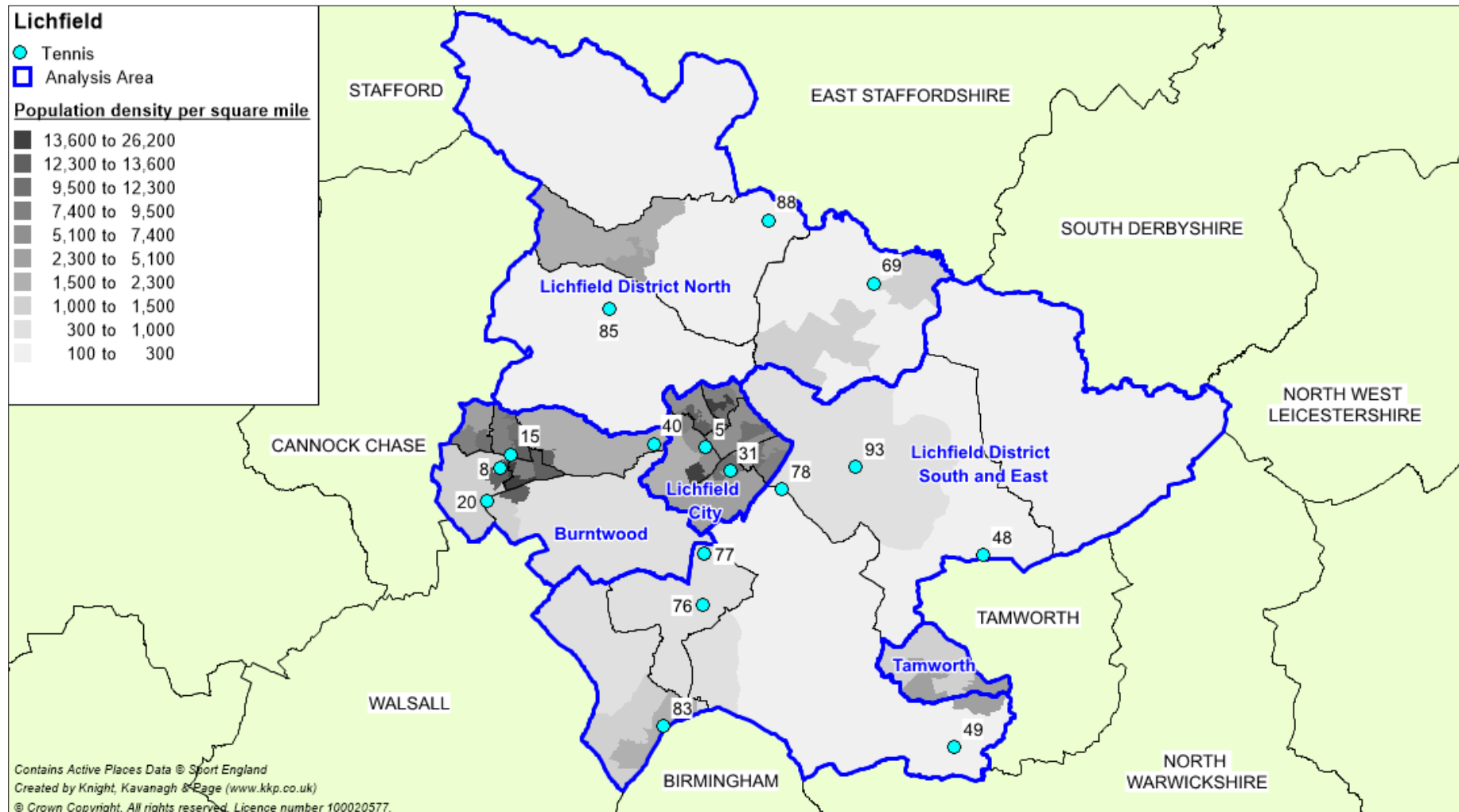
- 8.7 The highest number of courts are found in the Lichfield District South and East Analysis Area, whilst there are no courts in Tamworth Analysis Area.

### *Indoor provision*

- 8.8 There are no identified indoor tennis courts located in Lichfield. Despite this, the LTA has identified the Lichfield City Analysis Area as a potential target area to develop a dedicated indoor tennis facility. It is now working directly with the Council to identify the best site for an indoor facility that could be multi-use with a tennis focus; previously, Lichfield Cathedral Junior School was in discussions with the LTA regarding provision.
- 8.9 The LTA aspires to increase the number of high quality community accessible indoor facilities, which will be focussed on filling strategically identified gaps in provision. The criteria which the LTA has adopted is outlined below:
- ◀ 72 optimal locations have already been identified in England.
  - ◀ The optimal locations will have a population in excess of 75,000 within a 20 minutes drive time in towns and cities and 75,000 within a 30 minute drive time in rural locations.
  - ◀ The existing indoor tennis centre have had their catchment protected to a 30 minute radius to avoid competition reducing use of existing provision. This stock includes indoor courts in commercial centres.
  - ◀ A facility mix of four to six indoor courts and access to outdoor floodlit courts as well as access to additional facilities.

# LICHFIELD DISTRICT COUNCIL PLAYING PITCH STRATEGY

Figure 8.1: Location of tennis courts in Lichfield



## LICHFIELD DISTRICT COUNCIL PLAYING PITCH STRATEGY

Table 8.2: Summary of provision site by site

Site ID	Site name	Analysis area	Management	Community use?	No. of courts	Floodlit?	Court type
5	Beacon Park	Lichfield City	Community	Yes	3	Yes	Macadam
					1	No	
8	Burntwood Leisure Centre	Burntwood	Council	Yes	2	Yes	Macadam
15	Chase Terrace Technology College	Burntwood	Education	No	4	No	Macadam
20	Erasmus Darwin Academy	Burntwood	Education	No	8	No	Macadam
31	King Edward VI School	Lichfield City	Education	No	4	No	Macadam
40	Maple Hayes Hall School for Dyslexics	Burntwood	Education	No	4	No	Macadam
48	Rawlett Leisure Centre	Lichfield District South and East	Education	Yes	4	No	Macadam
49	Rectory Close Playing Field	Lichfield District South and East	Parish Council	Yes	1	No	Macadam
69	Walk Field	Lichfield District North	Sports Club	Yes	2	Yes	Macadam
76	Shenstone Playing Field	Lichfield District South and East	Council	Yes	2	No	Macadam
77	David Lloyd (Lichfield)	Lichfield District South and East	Private	No	3	Yes	Polymeric
					1	Yes	Artificial
78	Lichfield Friary Lawn Tennis Club	Lichfield District South and East	Sports Club	Yes	6	Yes	Artificial
83	Little Aston Village Hall	Lichfield District South and East	Parish Council	Yes	3	No	Clay
85	Lichfield Cathedral Junior School	Lichfield District North	Education	No	1	No	Macadam
88	Options Trent Acres	Lichfield District North	Education	No	1	No	Macadam
93	Swan Park	Lichfield District South and East	Parish Council	Yes	1	No	Macadam



# LICHFIELD DISTRICT COUNCIL PLAYING PITCH STRATEGY

## **Loss of provision**

- 8.10 The closure of Rugeley Power Station and its associated sports & social club in 2017 resulted in the loss of tennis courts. The courts ceased to be maintained and became unavailable for community use.
- 8.11 David Lloyd (Lichfield) currently has a pending planning application which would see the loss of the single artificial court on site. This would be replaced by a two-storey extension from the existing building which would include a spa garden. The planning application also proposes a refurbishment of the external pool terrace. The three dome-covered courts on site would be permanently covered as mitigation for the development.

## **Ownership and management**

- 8.12 Lichfield Friary LTC owns Lichfield Friary Lawn Tennis Club whilst Little Aston TC has a rental agreement for the use of the courts at Little Aston Village Hall. Neither club express concerns with regards to security of tenure.
- 8.13 Lichfield District Council has recently granted Beacon Park Tennis CIO a long-term lease to manage the courts located at Beacon Park.
- 8.14 Most community available courts in Lichfield are sports clubs managed, with the remainder relatively evenly split across the Council, community groups and parish councils. More courts are managed within the education centre, however, none of these are available to the community.

*Table 8.3: Courts available for community use by ownership*

Council	Sports Club	Community	Parish Council	Education	Private
4	8	4	5	4	-

## **Floodlighting**

- 8.15 Floodlit courts enable use throughout the year and are identified by the LTA as being particularly key priority for growing participation nationally. The LTA reports that floodlights allow for a 35% increase in available courts time on an annual basis.
- 8.16 In Lichfield, most clubs are serviced by some level of floodlit provision, with 13 floodlit courts existing across the District. These are located across the following sites:
- ◀ Beacon Park
  - ◀ Burntwood Leisure Centre
  - ◀ Walk Field
  - ◀ Lichfield Friary Lawn Tennis Club
- 8.17 Shenstone TC and Little Aston TC are not serviced by floodlit courts. Little Aston TC has aspiration to provide floodlights at Little Aston Village Hall although no funding has been secured for this development at the time of writing. New floodlights have recently been installed at Lichfield Friary LTC.
- 8.18 In contrast, floodlit provision at community accessible non-club courts is limited. The LTA is currently working to strategically assess its stock of courts and to implement different ways in which they can be developed which includes the installation of floodlighting.

## LICHFIELD DISTRICT COUNCIL PLAYING PITCH STRATEGY

- 8.19 The lack of floodlighting at education sites means that there is little capacity for use outside of curricular hours and therefore any potential community access is limited. Erasmus Darwin Academy has ambitions of floodlighting at least half of the eight courts on site in order to facilitate community usage.

### ***Court type***

- 8.20 Most community available courts in Lichfield have a macadam surface (64%). The estimated lifespan of a macadam court is ten years, depending on levels of use and maintenance levels. To ensure courts can continue to be used beyond this time frame, it is recommended that a sinking fund is put into place for eventual refurbishment. The LTA reports that this should cost £1,200 a year per macadam court (which includes on-going maintenance costs). In comparison it indicates an approximate sinking fund of £1,800 needed to refurbish an artificial court surface or one floodlit macadam court.
- 8.21 The remaining courts have an artificial turf surface (sand-based) or are clay based. Such provision generally allows for greater levels of access, especially during inclement weather spells, as well as requiring less frequent maintenance. Nevertheless, the cost of resurfacing the courts is more expensive despite the lifespan being similar.

*Table 8.4: Summary of court type at community available sites*

Analysis area	Macadam	Polymeric	Artificial turf	Clay	Grass
Burntwood	2	-	-	-	-
Lichfield City	4	-	-	-	-
Lichfield District North	2	-	-	-	-
Lichfield District South and East	8	-	6	3	-
Tamworth	-	-	-	-	-
<b>Total</b>	<b>16</b>	<b>-</b>	<b>6</b>	<b>3</b>	<b>-</b>

### ***Quality***

- 8.22 Following a non-technical assessment, of the 25 community available courts, 15 are assessed as good quality, five as standard quality and five as poor quality.

*Table 8.5: Summary of community available court quality*

Good	Standard	Poor
15	5	5

- 8.23 Four of the five poor quality courts in Lichfield are located at Beacon Park. This is due to having loose gravel, damage to the surface and poor grip underfoot. Beacon Park Tennis CIO was formed with the sole ambition of improving the courts on site and it has now made a planning application to resurface and re-orientate the four courts at Beacon Park in addition to replacing the fencing and floodlights. This application has since been approved and work is scheduled to begin on site in February 2020 with an expected completion date of Summer 2020.
- 8.24 The remaining poor-quality court is located at Rectory Close Playing Field. The surface is old, worn and damaged and has loose gravel and poor grip underfoot. Drayton Bassett Parish Council reports plans to refurbish the court through the HS2 Community and Environment Fund.

## LICHFIELD DISTRICT COUNCIL PLAYING PITCH STRATEGY

- 8.25 Most of the courts unavailable for community use are of standard quality. The exceptions to this are David Lloyd (Lichfield), Erasmus Darwin Academy and Chase Terrace Technology College. David Lloyd (Lichfield) is serviced by good quality courts whilst both Erasmus Darwin Academy and Lichfield Cathedral Junior School have poor quality courts.
- 8.26 Erasmus Darwin Academy has ambitions of resurfacing the eight tennis courts on site and is due to submit a funding bid to Sport England for this work. The courts are slightly smaller than specification but the LTA do not consider this to be an issue for funding. The LTA are supportive of this development and would be happy to improve four of the eight courts at Erasmus Darwin Academy and implement LTA products on site such as Clubspark, Rally and Gate Access to increase the demand for informal tennis in the District.
- 8.27 The Academy had hoped to submit this bid in conjunction with Beacon Park Tennis CIO although with the progress that the group has had at Beacon Park, the Academy fears this development may now be less likely. Consultation with the LTA
- 8.28 All tennis clubs in Lichfield are serviced by standard or good quality courts, with Lichfield Friary LTC, Shenstone TC and David Lloyd (Lichfield) TC all accessing good quality courts and Little Aston TC and Alrewas TC utilising standard quality courts. Lichfield Friary LTC has recently repositioned and resurfaced four of the six courts at Lichfield Friary Lawn Tennis Club.

*Table 8.6: Site by site quality ratings of community available courts*

Site ID	Site name	Analysis area	No. of courts	Court type	Floodlit?	Court quality
5	Beacon Park	Lichfield City	3	Macadam	Yes	Poor
			1		No	
8	Burntwood Leisure Centre	Burntwood	2	Macadam	Yes	Good
78	Lichfield Friary Lawn Tennis Club	Lichfield District South and East	6	Artificial	Yes	Good
83	Little Aston Village Hall	Lichfield District South and East	3	Clay	No	Standard
48	Rawlett Leisure Centre	Lichfield District South and East	4	Macadam	No	Good
49	Rectory Close Playing Field	Lichfield District South and East	1	Macadam	No	Poor
76	Shenstone Playing Field	Lichfield District South and East	2	Macadam	No	Good
93	Swan Park	Lichfield District South and East	1	Macadam	No	Good
69	Walk Field	Lichfield District North	2	Macadam	Yes	Standard

### **Ancillary provision**

- 8.29 The ancillary facilities servicing both Little Aston TC and Lichfield Friary LTC are perceived to be of standard quality, with adequate changing rooms and sufficient car parking at each clubs' respective site. Lichfield Friary LTC has plans to upgrade the clubhouse on its site which it aims to get grant funding or a loan toward the cost of the development.
- 8.30 Alrewas TC and Shenstone TC are without any ancillary facilities at their respective home sites, Walk Field and Shenstone Playing Field. As neither Club has been responsive to consultation requests, there is no known concerns with a lack of ancillary provision at either site.

## LICHFIELD DISTRICT COUNCIL PLAYING PITCH STRATEGY

- 8.31 For non-club courts, ancillary provision is generally considered to be problematic. Only Burntwood Leisure Centre and Rectory Close Playing Field offers changing facilities whilst other sites either do not provide changing facilities or provide them too far away from courts to be realistically used. Often, the facilities predominately service football and cricket pitch users and therefore are not readily available or suited to tennis court users.
- 8.32 Insight from the LTA indicates good quality ancillary facilities such as toilets, changing rooms and cafes, encourage players to visit community available provision and stay for extended periods of time. Therefore, a potential way to increase usage of such provision would be to invest and sustain suitable ancillary amenities.

### 8.3: Demand

- 8.33 There are four tennis clubs in Lichfield. Of the two responding clubs, Lichfield Friary LTC is the largest with 234 total members whilst Little Aston TC is the smallest with 45 total members. Combined tennis membership equates to 279 members, which is derived from 189 senior members and 90 junior members.

Table 8.7: Summary of club membership

Name of club	Number of members		
	Seniors	Juniors	Total
Alrewas TC	<i>Unknown</i>		
Lichfield Friary LTC	144	90	234
Little Aston TC	45	-	45
Shenstone TC	<i>Unknown</i>		
<b>Total</b>	<b>189</b>	<b>90</b>	<b>279</b>

- 8.34 As Alrewas and Shenstone tennis clubs did not respond to consultation request, membership information is unknown.

#### *Other usage*

- 8.35 As previously mentioned, Beacon Park Tennis CIO are not a formal tennis club and therefore do not offer memberships. Currently, the courts operate on a pay and play basis, although the group regularly organises community and charity events to use tennis as a tool to bring the community together and encourage physical activity.
- 8.36 It should also be noted that the courts located at Beacon Park are also utilised for netball. Lichfield Spires Netball Team train on site whilst Back to Netball and Walking Netball sessions also take place at Beacon Park on a weekly basis.

#### **Participation trends**

- 8.37 Lichfield Friary LTC reports that both senior and junior membership at the Club has declined over the previous five years. No reasoning for this decline was provided. Conversely, Little Aston TC states an increase of five members over the past five years thanks to open days it runs.

# LICHFIELD DISTRICT COUNCIL

## PLAYING PITCH STRATEGY

---

### ***Latent demand***

- 8.38 None of the tennis clubs in Lichfield that responded to consultation requests report that they are at capacity, with all clubs willing to accept new members. As such, it is considered that anyone within the District that would like to start participating could do so at the clubs already in existence, although clubs do not necessarily wholly cater for those wanting casual, pay and play access.
- 8.39 Additionally, Sport England's Market Segmentation Tool<sup>25</sup> enables an analysis of 'the percentage of adults that would like to participate in tennis within Lichfield but are not currently doing so'. The tool identifies latent demand of 1,933 people, 288 (15%) of which are within the segment 'Tim – settling down males'. Therefore, latent demand for tennis in Lichfield equates to 1.9% of the District's total population.

### ***Future demand***

- 8.40 Of the two responding clubs, only Lichfield Friary LTC quantified its plans to increase membership, equating to an additional 30 senior and 20 junior members. Little Aston TC has plans to increase membership although this was not quantified by the Club.
- 8.41 Beacon Park Tennis CIO has aspirations of offering a subscription type service for the courts at Beacon Park. The aim is to allow the public to pay an annual fee to use to courts as much as they would like, instead of paying and booking each individual time slot on court. The group hopes to have 100 subscribers by next year, as well as increasing the number of community events operating on site in partnership with other charities to engage minority communities in tennis. In addition, the group hopes to bring the site up to standard to be LTA affiliated so that official tournaments can be held on site. The LTA also plan to fund four coaches at Beacon Park in order to operate a schools programme and increase participation.
- 8.42 The group also plans to have 1,000 hours per year of programmed activity at Beacon Park through coaching and external use. This would include 200 hours that would be reserved for school use and 100 hours for dedicated netball use, leaving 700 hours to fill.
- 8.43 The LTA is working with all clubs to develop action plans to grow capacity through membership trials, free tennis and low-cost community activity.

### ***Local Tennis Leagues***

- 8.44 Recreational Tennis leagues are less formal in comparison to established club play, offering greater flexibility and an opportunity for all abilities to engage in competition at local venues. The leagues are run by an organisation called Local Tennis Leagues which affiliates to the LTA and are available to all aged 18 years and above, with administration and support based online. Players are organised into mixed sex leagues of eight based on similar ability levels, with matches arranged between the two players at whatever time and court is agreed. The flexibility of play is conducive to the use of park sites which are typically more easily accessible.
- 8.45 The Lichfield & Burntwood Tennis League operates out of two venues within Lichfield; Beacon Park and Burntwood Leisure Centre.

---

<sup>25</sup> <https://segments.sportengland.org/querySegments.aspx>

### ***Tennis Tuesdays***

- 8.46 After being trialled in London in 2014, the LTA launched Tennis Tuesdays in partnership with sportswear brand Nike. The initiative focuses on increasing women's participation in tennis and skill development with a key fundamental social element, seeking to engage women in new and innovative ways to help break down barriers to female participation. Sessions are available to all abilities and are structured based on four ability levels ranging from beginner to advanced, each week based on one of six themes ranging from improving specific techniques to tactical awareness and match play. Sessions run from May to October, taking place every Tuesday evening for an hour.
- 8.47 As it stands there are no Tennis Tuesday's sessions running within Lichfield or the surrounding areas.

### ***Tennis for Kids<sup>26</sup>***

- 8.48 Tennis for Kids is a six-week coaching offer for children that have never played tennis before and is identified as a priority by the LTA. For £25, kids get six weeks coaching by an LTA Accredited coach, along with a free racket, pack of balls and personalised t-shirt so that they can continue playing. To date nearly 25,000 kids have participated in the Tennis for Kids programme this year.
- 8.49 There are currently multiple Tennis for Kids programmes operating in Lichfield, based at Lichfield Friary LTC, Alrewas TC and Little Aston TC.

### ***Tennis for Free<sup>27</sup>***

- 8.50 Tennis for Free is a community sports charity that works in partnership with the LTA. The charity delivers free, fully inclusive weekly coaching sessions for all ages and abilities in local communities across the UK, especially those in low income areas. Tennis for Free offer a package for local authorities and court operators that includes financial support for local LTA Accredited coaches to deliver the sessions, tennis equipment for attendees and coaches and promotional support. Sessions are typically delivered across three courts, although the charity have recently launched 'Tennis for Free Lite', available to clubs who wish to open their doors to non-members. Through its offer it aims to:
- ◀ Reinvigorate under-used public facilities
  - ◀ Make tennis a sport for all
  - ◀ Make tennis more financially accessible in the UK
  - ◀ Improve the physical and mental wellbeing of local communities through tennis.
- 8.51 There is currently one Tennis for Free session operating in Lichfield with sessions taking place on a weekly basis at Beacon Park on Sundays at 2pm. It should be noted that Beacon Park Tennis CIO were formed on the back of a successful Tennis for Free scheme and therefore, Tennis for Free has had a noticeable impact on tennis participation in Lichfield.
- 8.52 Erasmus Darwin Academy also has ambitions of holding a regular Tennis for Free session on site although this would not be until aspirational refurbishment work is completed on the courts at the Academy.

---

<sup>26</sup> <https://clubspark.lta.org.uk/tennisforkids>

<sup>27</sup> <https://www.tennisforfree.com/index.php>



### ***Nature Valley Big Tennis Weekend<sup>28</sup>***

- 8.53 The Nature Valley Big Tennis Weekend is an LTA initiative which all registered venues can access. Clubs have the ability to sign up to host open days, which are free of charge, and create a relaxed and welcoming environment for those new to tennis to participate. This in turn can potentially lead to the clubs attracting new members.
- 8.54 The LTA hosts three dedicated weekends a year which are the UK's biggest public tennis events. Furthermore, venues are able to run additional events outside these dates and will benefit from their events being promoted on the national LTA campaign website. All clubs running an open day are asked to promote a follow-on offer to all attendees, such as a reduced rate introductory membership or a number of free coaching sessions, to encourage people to continue playing after the event.
- 8.55 Lichfield LTC, Alrewas TC and Little Aston TC all took part in the most recent Big Tennis Weekend in September 2019.

### ***Informal & Park tennis***

- 8.56 It is considered that all courts in Lichfield that are not accessed by clubs have spare capacity for a growth in demand, although this is difficult to quantify as use is not recorded at every site due to many being open access. It is generally considered that courts are at their busiest during summer months, with little activity taking place outside of this.
- 8.57 The LTA have developed a package of support for LA to grow the use of park tennis courts by removing key barriers to participation. The three products are ClubSpark, Rally and Gate Access and can be used individually or in combination.

#### ***ClubSpark***

- 8.58 ClubSpark is a flexible and simple venue management platform with multiple products and applications to help venues, local authorities and coaches manage their sport. ClubSpark is a tool that is offered for free as part of LTA venue registration and allows administrators to manage all functions of their venue(s) including;

*Managed Website* - create and manage a mobile friendly website tailored to LA/club requirements to promote events and activities.

*Managed Coaching* – set up coaching lessons and courses online.

*Membership Management* - improve membership engagement by making it easier for the venue and for members to pay, renew and keep in touch. Take online payments, manage direct debits and monitor revenue streams with ease. Membership modules can also be used to take 'Season Ticket' payments for venues operating a non-traditional annual facility fee. 'Season Tickets' can be configured to allow court bookings to be made for free or at a reduced rate by players who hold one, whilst still allowing non-holders to book.

*Organise Payments* - Set the way you want payments to be taken, whether it's immediate pay and play, or bookable as part of a membership package

*Court Bookings* – Reduced admin for managing bookings. Give staff, coaches, members and the general public access to book and pay for courts, classes or other resources online.

---

<sup>28</sup> [www.lta.org.uk/gbtw](http://www.lta.org.uk/gbtw).



## LICHFIELD DISTRICT COUNCIL PLAYING PITCH STRATEGY

---

*Scheduling* - Set unique booking and price rules to suit your venue. Enable lights to switch on/off automatically when linked to the LTA Premium Gate Access system.

*Book and Pay remotely* - Customers can make bookings and payments for a venue anytime, anywhere via the real-time booking app.

*Reporting* - ClubSpark allows administrators to view reports highlighting income, court usage, revenue and number of members and season ticket holders. This allows for identification of trends and patterns and evidence to demonstrate participation levels and impact.

- 8.59 Clubspark could be explored at education and park sites in Lichfield in order to track court usage. This is not currently in place at any sites within the District although the LTA are currently in discussions with Alrewas and Little Aston tennis clubs to implement the booking system at their respective home sites.

### RALLY

- 8.60 Rally is an aggregator that collects all booking and coaching information via partner venues ClubSpark pages and displays it for participants in one easy to view page. Rally allows players to search for venues close to them, and provides booking options, removing the barriers of not knowing where courts are or how to book. Rally provides a helpful customer journey, with a personal profile to review and manage bookings, and helpful reminders. Courts can be set to book for free of charge or at a fee agreed by the LA.
- 8.61 Rally will be implemented at Beacon Park once the site is reopened to the public after the development work is completed. This is expected to be in April/May 2020.

### Gate Access

- 8.62 The LTA have developed two Gate Access systems that work in association with ClubSpark, to secure your courts and to allow access to booked customers only. Members of the public can book a court online (making payment if required) and will receive a four digit access code via email, to enter using the courtside keypad. The gate access system will allow entry for the time booked if a correct code is entered.
- 8.63 Nationally the LTA have reported that in the last 3 years sites with gate access installed have attracted 64, 841 unique players to make bookings, leading to 609, 671 courts being booked, and has generated £1.1m of income.
- 8.64 There are two gate options available SmartAccess Premium & SmartAccess Lite. The demands and needs of users plus the setup of the venue will determined the most appropriate system for each site.
- 8.65 Following a detailed demographic analysis of all park tennis locations across the UK, the LTA has identified locations where they believe they can support the growth of participation through the implementation of gate access technology.

# LICHFIELD DISTRICT COUNCIL PLAYING PITCH STRATEGY

## 8.4: Supply and demand analysis

- 8.66 The LTA suggests that a non-floodlit hard court can accommodate 40 members whereas a floodlit hard court can accommodate 60 members. For air domed courts, membership of 100 is considered applicable and permanent indoor courts can accommodate 200 members. It should be noted that the abovementioned figures relate to LTA viability guidelines for clubs and are not the maximum capacity. The figure relates to what most clubs, based on the level of provision, would find sustainable.
- 8.67 Using these figures, the table below analyses whether or not courts currently in use by clubs in Lichfield are sufficient to meet both current and future demand. It should be noted that Walk Field and Shenstone Playing Field have been discounted from the capacity analysis as demand for the sites from their respective clubs is unknown.

Table 8.8: Summary of supply and demand

Site ID	Site name	Analysis area	Current demand	Future demand	Site capacity	Capacity rating
78	Lichfield Friary Lawn Tennis Club	Lichfield District South and East	234	50	360	76
83	Little Aston Village Hall	Lichfield District South and East	45	-	120	75

- 8.68 As seen in the table above, there is a sufficient supply of courts for Lichfield Friary TC and Little Aston TC. Further investigation is required to determine capacity for the two non-responsive clubs.
- 8.69 All remaining publicly available non-club courts are also deemed to have spare capacity although both Beacon Park and Burntwood Leisure Centre are considered to be well used. Both are utilised by The Lichfield & Burntwood Tennis League, whilst Beacon Park is also used by Beacon Park Tennis CIO as well as a weekly Tennis for Free session.
- 8.70 Demand aspirations from Beacon Park Tennis CIO have not been included in the table above as the subscribers would not be classified as traditional tennis club members. However, with four courts at Beacon Park, of which three are floodlit, there is capacity for 180 members on site. Therefore, it is considered that there is sufficient capacity for current and future demand at Beacon Park although planned court improvements should take place before any additional play can be recommended.

## Tennis summary

- ◀ **There is a sufficient supply of courts to accommodate known club-based demand.**
- ◀ **There is also spare capacity existing on non-club courts, meaning the focus should be on improving quality and encouraging further usage.**
- ◀ There are 51 tennis courts identified in Lichfield across 18 sites, with 25 courts available for community use
- ◀ The LTA is working directly with the Council to identify the best site for an indoor facility that could be multi-use with a tennis focus; previously, Lichfield Cathedral Junior School was in discussions with the LTA regarding provision.
- ◀ The only clubs not serviced by floodlit provision are Shenstone TC and Little Aston TC, with Little Aston TC having aspiration to provide floodlights at Little Aston Village Hall.
- ◀ Most community available courts in Lichfield have a macadam surface (64%), whilst the remaining courts have either an artificial turf surface or are clay based.
- ◀ Of the community available courts, 15 are assessed as good quality, five as standard quality and five as poor quality.
- ◀ Four of the five poor quality courts in Lichfield are located at Beacon Park; Beacon Park Tennis CIO has made a planning application to resurface and re-orientate the four courts at Beacon Park in addition to replacing the fencing and floodlights – this is due to take place Summer 2020.
- ◀ The remaining poor-quality court is located at Rectory Close Playing Field. Drayton Bassett Parish Council reports plans to refurbish the court through the HS2 Community and Environment Fund.
- ◀ Erasmus Darwin Academy has ambitions of resurfacing the eight tennis courts on site and is due to submit a funding bid to Sport England for this work, although the courts are slightly smaller than specification and therefore may need enlarging.
- ◀ Erasmus Darwin Academy also has ambitions of floodlighting at least half of the eight courts on site in order to facilitate community usage.
- ◀ Both Little Aston TC and Lichfield Friary LTC are serviced by standard quality ancillary provision; Lichfield Friary LTC has plans to upgrade the clubhouse on site which it aims to get grant funding or a loan toward the cost of the development.
- ◀ For non-club courts, ancillary provision is generally considered to be problematic - only Burntwood Leisure Centre offers changing facilities whilst other sites either do not provide changing facilities or provide them too far away from courts to be realistically used.
- ◀ Combined tennis membership from the responding clubs in Lichfield equates to 279 members, which is derived from 189 senior members and 90 junior members.
- ◀ Lichfield Friary LTC reports that both senior and junior membership at the Club has declined over the previous five years. Conversely, Little Aston TC reports an increase of five members over the same time period.
- ◀ Of the two clubs which responded to consultation, both indicate plans to increase membership; however, only Lichfield Friary LTC quantified this ambition, equating to an additional 30 senior and 20 junior members.
- ◀ The LTA is working with all clubs to develop action plans to grow capacity through membership trials, free tennis and low-cost community activity.
- ◀ The Lichfield & Burntwood Tennis League is a parks tennis league operating out of two venues in Lichfield; Beacon Park and Burntwood Leisure Centre.
- ◀ There are currently multiple Tennis for Kids programmes operating in Lichfield, based at Lichfield Friary LTC, Alrewas TC and Little Aston TC.
- ◀ There is currently one Tennis for Free session operating in Lichfield. Sessions take place on a weekly basis at Beacon Park on Sundays at 2pm.
- ◀ Lichfield LTC, Alrewas TC and Little Aston TC all took part in the most recent Big Tennis Weekend on the 28th & 29th September 2019.
- ◀ No clubs in Lichfield actively offer pay and play at their venues, whereas it is not recorded at non-club sites.

## **PART 9: NETBALL**

### **9.1: Introduction**

- 9.1 England Netball governs netball in England. Levels of participation are quickly increasing, with over 100,000 affiliated members and at least one million women and girls playing during a typical week. The NGB's aim is to provide its members and partners with the best possible service and experience in sport.
- 9.2 Nationally, netball activity takes place both indoors and outdoors. England Netball is currently working on delivering its new five-year plan, Your Game Your Way. Its mission is for netball to be played in a diverse range of ideal environments that inspire and enable participation, growth and world class performance. It is to achieve this mission through directing tailored programmes to each of its segments of participation, which are:
- ◀ Minis, returners, adult casual, youth social and recreational
  - ◀ I Heart Netballers, Hooked on Netball
  - ◀ Hooked on netball, Aspiring to perform, Talented youth and developing excellence
  - ◀ Elite and high performance, aspiring to perform, Talented youth and developing excellence
- 9.3 Whilst it is recognised that netball activity also takes place indoors, this report only considered supply and demand relating to outdoor netball.

### ***Consultation***

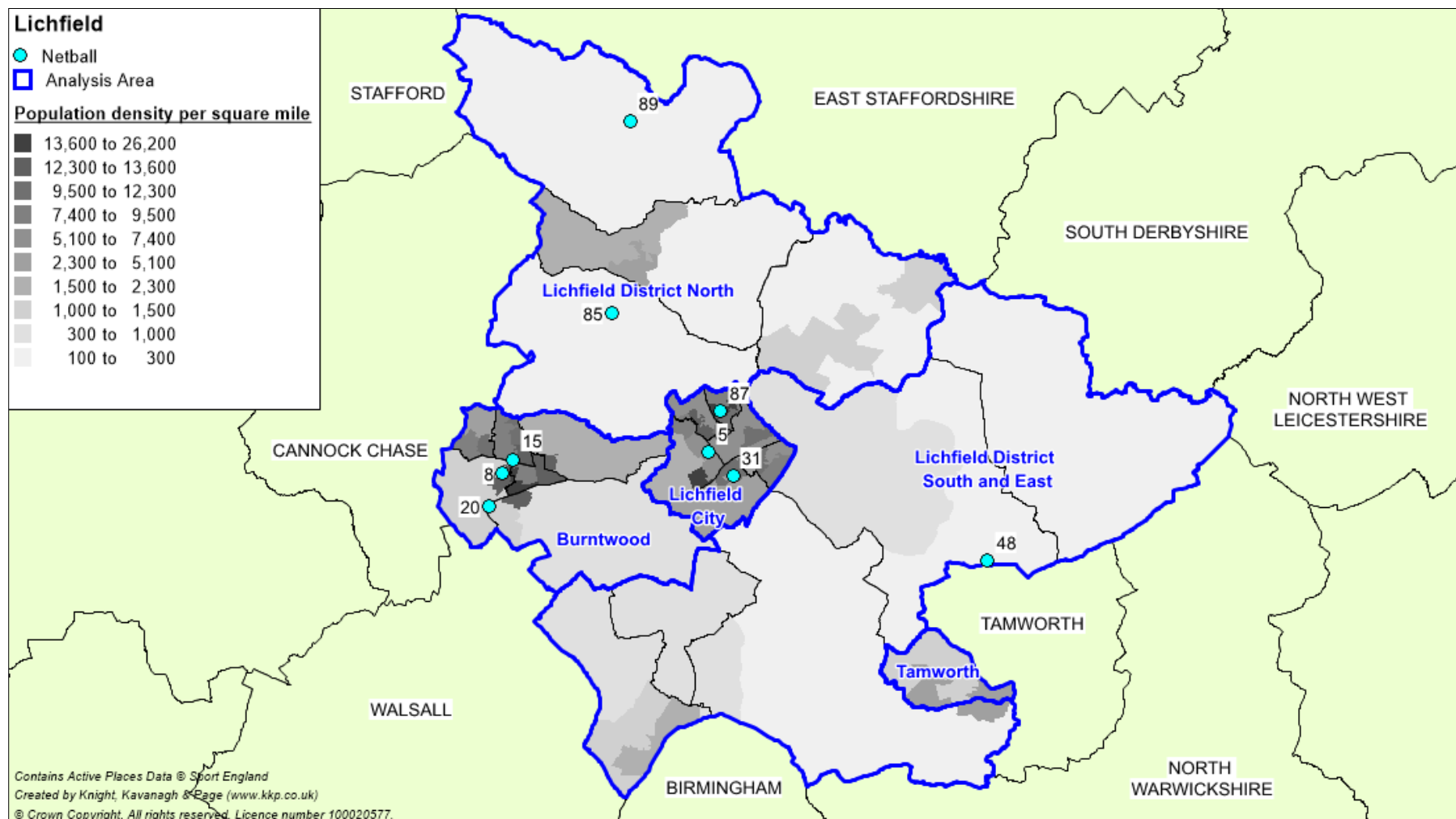
- 9.4 Two netball clubs have been identified in Lichfield; Chasetown Ladies Netball Club and Lichfield Spires Netball Team. Requests for consultation were sent to both clubs although at the time of writing, neither club has responded. Therefore, this section has been informed through online research and school consultation.

### **9.2: Supply**

- 9.5 In total, there are 20 outdoor netball courts located across nine sites in Lichfield. Of these, only six courts (30%) are available for community use which are located at Beacon Park, Burntwood Leisure Centre and Rawlett Leisure Centre. The remaining 14 outdoor netball courts are located at education sites.
- 9.6 Generally, schools do not allow their courts to be available for community use. This can be due to variety of reasons, such as a lack of local demand for court usage, lack of floodlighting, high staff costs to enable community usage or a preference to preserve court quality for curricular use.

# LICHFIELD DISTRICT COUNCIL PLAYING PITCH STRATEGY

Figure 9.1: Location of outdoor netball courts in Lichfield



# LICHFIELD DISTRICT COUNCIL PLAYING PITCH STRATEGY

Table 9.1: Netball courts in Lichfield

Site ID	Site name	Analysis area	Community use?	No. of courts	Court quality
5	Beacon Park	Lichfield City	Yes	1	Poor
8	Burntwood Leisure Centre	Burntwood	Yes	2	Good
15	Chase Terrace Technology College	Burntwood	No	3	Standard
20	Erasmus Darwin Academy	Burntwood	No	4	Poor
31	King Edward VI School	Lichfield City	No	3	Standard
48	Rawlett Leisure Centre	Lichfield District South and East	Yes	3	Good
85	Lichfield Cathedral Junior School	Lichfield District North	No	2	Poor
87	Willows Primary School	Lichfield City	No	1	Good
89	Rugeley School	Lichfield District North	No	1	Standard

## Court type

- 9.7 All of the community available outdoor netball courts in Lichfield have a macadam surface. The estimated lifespan of a macadam court is ten years, depending on levels of use and maintenance levels. To ensure courts can continue to be used beyond this time frame, it is recommended that a sinking fund is put into place for eventual refurbishment.
- 9.8 Nationally, some netball courts are also marked on artificial surfaces such as on sand-based AGPs located within schools and parks.

## Court quality

- 9.9 Following a non-technical assessment, seven courts are rated as standard quality, seven as poor quality and six of good quality. Of the community available courts, five (83%) are assessed as good quality whilst one court (17%) is assessed as poor quality.
- 9.10 The one poor quality court available for community use is located at Beacon Park. This is due to having loose gravel, damage to the surface and poor grip underfoot. Lichfield District Council has recently granted Beacon Park Tennis CIO a long-term lease to manage the courts on site. Beacon Park Tennis CIO has now made a planning application to resurface and re-orientate the four tennis courts on site in addition to replacing the fencing and floodlights. Beacon Park Tennis CIO states that it plans to reserve 100 hours for dedicated netball use on site, as well as marking an additional netball court to better cater for this demand. Therefore, this development should enhance the provision for netball in Lichfield.
- 9.11 Erasmus Darwin Academy has ambitions of resurfacing the four netball courts on site and is due to submit a funding bid to Sport England for this work. The Academy had hoped to submit this bid in conjunction with Beacon Park Tennis CIO although with the progress that the group has had at Beacon Park, the Academy fears this development may now be less likely. The Academy also has ambitions of floodlighting at least half of the four courts on site in order to facilitate community usage.
- 9.12 Despite being assessed as good quality, the courts at Burntwood Leisure Centre are reported to get dangerously slippery during the winter. However, no indoor provision is available for hire at a similar time and so Chasetown Ladies Netball Club continue to use the outdoor courts.



# LICHFIELD DISTRICT COUNCIL

## PLAYING PITCH STRATEGY

---

### ***Over marking***

- 9.13 Whilst it does help with usage levels and sustainability, an issue for netball nationally is that many of its courts are dual use tennis courts (or MUGA areas). This limits accessibility (especially during the summer when tennis nets are often permanently in place) and can impact on quality due to higher levels of wear and tear. Of the community available netball courts in Lichfield, all are currently overmarked by tennis courts, leaving no dedicated netball courts in the District.

### **9.3: Demand**

- 9.14 There are two formal clubs in the District; Chasetown Ladies Netball Club and Lichfield Spires Netball Team. In addition, Leagues4you is presently trying to start a netball league in Burntwood.

#### ***Chasetown Ladies Netball Club***

- 9.15 Chasetown Ladies Netball Club currently has three teams competing in the Wolverhampton City Netball League, which features a winter midweek league and informal summer league. All of the Club's teams play in the midweek section of the Wolverhampton City Netball League which consists of 40 teams across five divisions. All matches take place on Thursday evenings at Aldersley Leisure Village (City of Wolverhampton). Training takes place outdoors at Burntwood Leisure Centre on Monday evenings from 7pm-8:30pm.
- 9.16 The Club currently has 36 members, consisting of 30 senior members and six under 16s. Both senior and under 16 membership has increased in recent years. Whilst the Club has ambitions to add another five senior members in the next year, it reports that a lack of funding and court space makes it difficult for the Club to grow further.

#### ***Lichfield Spires Netball Team***

- 9.17 Lichfield Spires Netball Team features two adult and two junior teams. Both adult teams currently compete in the Burton and District Summer League and all matches are played outside of the District on Monday evenings. Venues used by the Burton and District Summer League include Shobnall Leisure Complex (East Staffordshire), The de Ferrers Academy (East Staffordshire), Eureka Park (South Staffordshire) and Ivanhoe College (North West Leicestershire), with all matches taking place outdoors. Senior training takes place on the floodlit tennis courts at Beacon Park on Thursday evenings from 7pm.
- 9.18 The Club's junior teams currently train at Beacon Park on Saturday mornings from 9am. For match play, tournaments and friendly matches provide competition although the Club has ambitions to enter the Over 11s into the Birmingham Netball Intermediate League and the Under 11s into the High 5 Stafford League. The Birmingham Netball Intermediate League is played outdoors whilst the High 5 Stafford League is played indoors. The Club also has aspiration to split the Over 11s group into Under 13s and Under 16s, as well as adding an additional training session for the Under 11s.

#### ***Leagues4you Burntwood***

- 9.19 Leagues4you Burntwood is currently in the process of registering interest for both clubs and players. The league would provide a more casual environment to competitive netball leagues as it is open to anyone over 14, regardless of ability, fitness levels or age.



## LICHFIELD DISTRICT COUNCIL PLAYING PITCH STRATEGY

---

- 9.20 Teams are charged £32 per team for each match and this includes court hire, umpires and all required kit in the hope of making playing Netball as hassle free as possible. Teams would play once a week on Tuesday evenings at Burntwood Leisure Centre, with matches taking place outdoors from 7pm to 9pm.

### ***Other demand***

#### *Back to Netball and Walking Netball*

- 9.21 Back to Netball sessions are running across England and provide women of all ages a welcoming re-introduction to the sport. Sessions cover the basics of the game including passing, footwork and shooting and finish with a friendly game. Since its creation in 2010, over 60,000 women have taken part. Currently, Back to Netball sessions take place outdoors at Beacon Park on Tuesday evenings from 7pm-8pm.
- 9.22 Walking netball has evolved from a growing demand of walking sports e.g. walking football. Walking netball is a slower version of the game. It has been designed so that anyone can play regardless of age and fitness level and therefore offers opportunities for older adults to participate and enjoy. Currently, there is one Walking Netball session operating in Lichfield. This is based at Beacon Park and takes place on Thursday mornings from 10:30am-11:30am.

### ***Latent demand***

- 9.23 Latent demand refers to potential demand; individuals who would like to participate within the sport but do not do so. This can be for a variety of reasons including a lack courts or appropriate facilities. Chasetown Ladies Netball Club believes it could field an additional two teams if better training facilities were in place and there was more time available for training.
- 9.24 Additionally, Sport England's Market Segmentation Tool<sup>29</sup> enables an analysis of 'the percentage of adults that would like to participate in netball within Lichfield but are not currently doing so'. The tool identifies latent demand of 293 people, 85 (29%) of which are within the segment 'Chloe – fitness class friends'. Therefore, latent demand for Netball in Lichfield equates to 0.28% of the District's total population. However, it should be noted that the Council has listed netball as a potential growth area for sport in Lichfield.

## **9.4: Supply and demand analysis**

- 9.25 As England Netball does not set out capacity guidelines for netball courts, analysing the supply and demand balance can be difficult, especially considering most netball courts nationally are also used for tennis.
- 9.26 Priority should be placed on maintaining the existing levels of provision that are used and improving the quality of that provision. As such, the court at Beacon Park requires focus given that it is used regularly by Lichfield Spires Netball Team and for Back to Netball and Walking Netball sessions. With Beacon Park Tennis CIO potentially acquiring the provision, it is imperative that netball activity is retained at the site.
- 9.27 Scope could also exist for an additional netball court to be marked out (over a tennis court) given the growing demand. As previously mentioned, the group plans to reserve 100 hours of use per year for netball use, as well as marking an additional netball court on site to better cater for netball in Lichfield.

---

<sup>29</sup> <https://segments.sportengland.org/querySegments.aspx>

## LICHFIELD DISTRICT COUNCIL PLAYING PITCH STRATEGY

---

- 9.28 Netball within the curricular and extra-curricular programme is seen as key by England Netball. As such, focus should also be on ensuring the supply of netball courts within schools is also sustained and that quality is sufficient. Improved quality within schools could also enable more courts to be made available for community use, which will assist should any capacity issues be created with growing demand at Beacon Park.

### Netball summary

- ◀ **In summary, there is enough outdoor netball provision in Lichfield to meet current and future club/league demand.**
- ◀ **Priority should be placed on maintaining existing levels of provision and improving court quality, particularly at Beacon Park given current usage levels**
- ◀ In total, there are 20 outdoor netball courts located across nine sites in Lichfield. Of these, only six courts (30%) are available for community use.
- ◀ Following a non-technical assessment, seven courts are rated as standard quality, seven as poor quality and six of good quality.
- ◀ Of the community available courts, five (83%) are assessed as good quality whilst one court (17%) is assessed as poor quality.
- ◀ Despite being assessed as good quality, the courts at Burntwood Leisure Centre are reported to get dangerously slippery during the winter.
- ◀ Lichfield Cathedral Junior School is currently in discussions with the LTA with regards to the provision of an indoor tennis centre to be located on site. One netball court is likely to be marked here.
- ◀ Beacon Park Tennis CIO has recently made a planning application to resurface and re-orientate the four tennis courts at Beacon Park in addition to replacing the fencing and floodlights; as the netball court is over marked on these, this will have an impact on it.
- ◀ Erasmus Darwin Academy has ambitions of resurfacing the four netball courts on site and is due to submit a funding bid to Sport England for this work. The Academy also has ambitions of floodlighting at least half of the four courts on site in order to facilitate community usage.
- ◀ There are two formal clubs in the District; Chasetown Ladies Netball Club and Lichfield Spires Netball Team.
- ◀ Chasetown Ladies Netball Club currently has 36 members, consisting of 30 senior members and six under 16s. Both senior and under 16 membership has increased in recent years. The Club aspire to add another five senior members in the next year. It also believes it could field an additional two teams if better training facilities were in place and there was more time available for training.
- ◀ In addition, Leagues4you are presently trying to start a netball league in Burntwood.
- ◀ There is additional demand for netball in Lichfield through Back to Netball and Walking Netball; sessions are held at Beacon Park.

# LICHFIELD DISTRICT COUNCIL PLAYING PITCH STRATEGY

---

## PART 10: OTHER SPORTS

### American Football

- 10.1 The British American Football Association (BAFA) is the National Governing Body for the sport of American football in Great Britain and is responsible for all regulatory, competition, performance and development aspects of the game.
- 10.2 The Tamworth Phoenix is an American Football Club based in North Warwickshire. Historically, the Club was based at Lichfield Rugby Club until 2015, when it formed a partnership with the Atherstone Sports Hub and moved to North Warwickshire.
- 10.3 Since 2018, the Club has been based at Pack Meadow, also in North Warwickshire, sharing the ground with Coleshill Town FC. The 3G pitch on site was installed in 2015 and is FIFA 2 Star certified. Plans are in place to refurbish and renovate the existing clubhouse within the next few years. The pitch is used by Tamworth Phoenix for senior matches at the weekend in addition to senior training sessions on Wednesday and Sunday evenings.
- 10.4 In addition to the senior side, the Club also has an U19 and U16 team. Training demand for both of these teams is imported back into Lichfield, with training taking place at Rawlett Leisure Centre on Sunday mornings. There are no perceived issues with the Club's youth training demand being imported into the Lichfield District as Rawlett Leisure Centre is located on the border of the Lichfield District and Tamworth District.
- 10.5 Tamworth Phoenix has no known ambition to relocate back into the Lichfield District for match demand. As demand for American Football is likely to be minimal in Lichfield, it is determined that the Tamworth Phoenix can cater for all American Football demand in the District, meaning no supply of pitches is required.

### APPENDIX 1: SPORTING CONTEXT

The following section outlines a series of national, regional and local policies pertaining to the study and which will have an important influence on the Strategy.

#### National context

The provision of high quality and accessible community outdoor sports facilities at a local level is a key requirement for achieving the targets set out by the Government and Sport England. It is vital that this strategy is cognisant of and works towards these targets in addition to local priorities and plans.

#### ***Department of Media Culture and Sport Sporting Future: A New Strategy for an Active Nation (2015)***

The Government published its strategy for sport in December 2015. This strategy confirms the recognition and understanding that sport makes a positive difference through broader means and that it will help the sector to deliver five simple but fundamental outcomes: physical health, mental health, individual development, social and community development and economic development. In order to measure its success in producing outputs which accord with these aims it has also adopted a series of 23 performance indicators under nine key headings, as follows:

- ◀ More people taking part in sport and physical activity.
- ◀ More people volunteering in sport.
- ◀ More people experiencing live sport.
- ◀ Maximising international sporting success.
- ◀ Maximising domestic sporting success.
- ◀ A more productive sport sector.
- ◀ A more financially and organisationally sustainable sport sector.
- ◀ A more responsible sport sector.

#### ***Sport England: Towards an Active Nation (2016-2021)***

Sport England has recently released its new five year strategy 'Towards an Active Nation'. The aim is to target the 28% of people who do less than 30 minutes of exercise each week and will focus on the least active groups; typically women, the disabled and people from lower socio-economic backgrounds.

Sport England will invest up to £30m on a plan to increase the number of volunteers in grassroots sport. Emphasis will be on working with a larger range of partners with less money being directed towards National Governing Bodies.

The Strategy will help deliver against the five health, social and economic outcomes set out in the Government's Sporting Future strategy.

- ◀ Physical Wellbeing
- ◀ Mental Wellbeing
- ◀ Individual Development
- ◀ Social & Community Development
- ◀ Economic Development

# LICHFIELD DISTRICT COUNCIL

## PLAYING PITCH STRATEGY

---

### ***National Planning Policy Framework (2018)***

The National Planning Policy Framework (NPPF) sets out planning policies for England. It details how these changes are expected to be applied to the planning system. It also provides a framework for local people and their councils to produce distinct local and neighbourhood plans, reflecting the needs and priorities of local communities.

The NPPF states the purpose of the planning system is to contribute to the achievement of sustainable development. It identifies that the planning system needs to focus on three themes of sustainable development: economic, social and environmental. A presumption in favour of sustainable development is a key aspect for any plan-making and decision-taking processes. In relation to plan-making the NPPF sets out that Local Plans should meet objectively assessed needs.

The 'promoting healthy communities' theme identifies that planning policies should be based on robust and up-to-date assessments of the needs for open space, sports and recreation facilities and opportunities for new provision. Specific needs and quantitative or qualitative deficiencies or surpluses in local areas should also be identified. This information should be used to inform what provision is required in an area.

As a prerequisite, the NPPF states existing open space, sports and recreation buildings and land, including playing fields, should not be built on unless:

- ◀ An assessment has been undertaken, which has clearly shown that the open space, buildings or land is surplus to requirements.
- ◀ The loss resulting from the proposed development would be replaced by equivalent or better provision in terms of quantity and quality in a suitable location.
- ◀ The development is for alternative sports and recreational provision, the needs for which clearly outweigh the loss.

In order for planning policies to be 'sound' local authorities are required to carry out a robust assessment of need for open space, sport and recreation facilities.

### ***The FA National Football Facilities Strategy (2018-28)***

The Football Association's (FA) National Football Facilities Strategy (NFFS) provides a strategic framework that sets out key priorities and targets for the national game (i.e., football) over a ten-year period. The Strategy is presently in draft and is due for publication in 2018.

The Strategy sets out shared aims and objectives it aims to deliver on in conjunction with The Premier League, Sport England and the Government, to be delivered with support of the Football Foundation.

These stakeholders have clearly identified the aspirations for football to contribute directly to nationally important social and health priorities. Alongside this, the strategy is clear that traditional, affiliated football remains an important priority and a core component of the game, whilst recognising and supporting the more informal environments used for the community and recreational game.

Its vision is: *"Within 10 years we aim to deliver great football facilities, wherever they are needed"*

## LICHFIELD DISTRICT COUNCIL PLAYING PITCH STRATEGY

---

£1.3 billion has been spent by football and Government since 2000 to enhance existing football facilities and build new ones. However, more is needed if football and Government's shared objectives for participation, individual well-being and community cohesion are to be achieved. Nationally, direct investment will be increased – initially to £69 million per annum from football and Government (a 15% increase on recent years).

The NFFS investment priorities can be broadly grouped into six areas, recognising the need to grow the game, support existing players and better understand the different football environments:

- ◀ **Improve 20,000 Natural Turf pitches**, with a focus on addressing drop off due to a poor playing experience;
- ◀ **Deliver 1,000 3G AGP 'equivalents'** (mix of full size and small sided provision, including MUGAs - small sided facilities are likely to have a key role in smaller / rural communities and encouraging multi-sport offers), enhancing the quality of playing experience and supporting a sustainable approach to grass roots provision;
- ◀ **Deliver 1,000 changing pavilions/clubhouses**, linked to multi-pitch or hub sites, supporting growth (particularly in women and girls football), sustainability and providing a facility infrastructure to underpin investment in coaching, officials and football development;  
**Support access to flexible indoor spaces**, including equipment and court markings, to support growth in futsal, walking football and to support the education and skills outcomes, exploiting opportunities for football to positively impact on personal and social outcomes for young people in particular;
- ◀ **Refurbish existing stock to maintain current provision**, recognising the need to address historic under-investment and issues with refurbishment of existing facilities;
- ◀ **Support testing of technology and innovation**, building on customer insight to deliver hubs for innovation, testing and development of the game.

### *Local Football Facility Plans*

To support in delivery of the NFFS, The FA has commissioned a national project. Over the next two years to 2020, a Local Football Facility Plan (LFFP) will be produced for every local authority across England. Each plan will be unique to its area as well as being diverse in its representation, including currently underrepresented communities.

Identifying strategic priorities for football facilities across the formal, recreational and informal game, LFFPs will establish a ten-year vision for football facilities that aims to transform the playing pitch stock in a sustainable way. They will identify key projects to be delivered and act as an investment portfolio for projects that require funding. As such, around 90% of all will be identified via LFFPs. LFFPs will guide the allocation of 90% of national football investment (The FA, Premier League and DCMS) and forge stronger partnerships with local stakeholders to develop key sites. This, together with local match-funding will deliver over one billion pounds of investment into football facilities over the next 10-years.

It is important to recognise that a LFFP is an investment portfolio of priority projects for potential investment - it is not a detailed supply and demand analysis of all pitch provision in a local area. Therefore, it cannot be used as a replacement for a Playing Pitch Strategy (PPS) and it will not be accepted as an evidence base for site change of use or disposal.

A LFFP will; however, build on available/existing local evidence and strategic plans and may adopt relevant actions from a PPS and/or complement these with additional investment priorities.



# LICHFIELD DISTRICT COUNCIL

## PLAYING PITCH STRATEGY

---

### ***The FA: National Game Strategy (2018-2021)***

The FA launched its new National Game Strategy in July 2018 which aims to inspire a life-long journey in football for all. To achieve this, the strategy will focus on five key aspects of the game:

- ◀ A high quality introduction to football
- ◀ Developing clubs and leagues
- ◀ Embrace all formats of football and engage all participants
- ◀ Recruit, develop and support the workforce
- ◀ Develop sustainable facilities

Through these five pillars, The FA's objectives are to:

- ◀ Increase the number of male affiliated and recreational players by 10%.
- ◀ Double the number of female affiliated and recreational players via a growth of 75%.
- ◀ Increase the number of disability affiliated and recreational players by 30%.
- ◀ Ensure affiliated Futsal is available across the country in order to increase the number of Futsal affiliated and recreational players.

The sustainable football facilities should provide support to an agreed portfolio of priority projects that meet National Football Facility Strategy (NFFS) investment priorities.

### ***England and Wales Cricket Board (ECB) Inspiring Generations (2019-2024)***

"Inspiring Generations" is the new ECB participation strategy which was announced in January 2019. It builds on the strong foundations laid by Cricket Unleashed and supports the growth of cricket in England and Wales between 2020 and 2024. At the heart of this strategy is a single unifying purpose, which gets to the core of what the game can do for society both on and off the field to ensure that cricket is in an even stronger position that it is in 2019.

Inspire Generations has six key priorities and activities including transforming women's and girls' cricket to increase the representation of women in every level of cricket by:

- ◀ Growing the base through participation and facilities investment.
- ◀ Growing the base through participation and facilities investment.
- ◀ Launching centres of excellence and a new elite domestic structure.
- ◀ Investing in girls' county age group cricket.
- ◀ Delivering a girls' secondary school programme.

### ***The Rugby Football Union Strategic Plan (2017-2021)***

The RFU has released its new strategic vision for rugby in England. The strategy is based on four main elements which are; Protect, Engage, Grow and Win. It covers all elements of rugby union ranging from elite rugby to grassroots, although the general relevancy to the PPS is centred around growing the game.

The RFU exists to promote and develop rugby union in England and ensure the long-term sustainability of clubs by growing player numbers and retaining them across all age groups. Responding to wider market influences, work will continue on developing new ways to take part in all forms of the game, without comprising the sports traditions. This will ensure a lasting legacy from elite success by attracting new players and encouraging current male and female adult players to play.

The four key aims to ensure long term sustainability are to:



## LICHFIELD DISTRICT COUNCIL PLAYING PITCH STRATEGY

---

- ◀ Improve player transition from age grade to adult 15-a-side rugby
- ◀ Expand places to play through Artificial Grass Pitches (AGPs)
- ◀ Engage new communities in rugby
- ◀ Create a community 7's offering

### ***England Hockey Strategy***

England Hockey's Facilities Strategy can be found [here](#).

**Vision:** For every hockey club in England to have appropriate and sustainable facilities that provide excellent experiences for players.

**Mission:** More, Better, Happier Players with access to appropriate and sustainable facilities

The 3 main objectives of the facilities strategy are:

#### **1. PROTECT: To conserve the existing hockey provision**

- There are currently over 800 pitches that are used by hockey clubs (club, school, universities) across the country. It is important to retain the current provision where appropriate to ensure that hockey is maintained across the country.

#### **2. IMPROVE: To improve the existing facilities stock (physically and administratively)**

- The current facilities stock is ageing and there needs to be strategic investment into refurbishing the pitches and ancillary facilities. England Hockey works to provide more support for clubs to obtain better agreements with facilities providers & education around owning an asset.

#### **3. DEVELOP: To strategically build new hockey facilities where there is an identified need and ability to deliver and maintain. This might include consolidating hockey provision in a local area where appropriate.**

England Hockey has identified key areas across the country where there is a lack of suitable hockey provision and there is a need for additional pitches, suitable for hockey. There is an identified demand for multi pitches in the right places to consolidate hockey and allow clubs to have all of their provision catered for at one site.

### ***Club participation***

Our club market is well structured and clubs are required to affiliate to England Hockey to play in community leagues. As a result, relatively few occasional teams lie outside our affiliation structure. Schools and Universities are the other two areas where significant hockey is played.

Hockey is clearly benefiting from a double Olympic legacy. After Great Britain's women won bronze in front of a home crowd in London in 2012 the numbers of young girls playing the sport doubled and a historic gold in Rio 2016 saw more than 10,000 players promptly joining clubs. These triumphs have inspired the nation to get active and play hockey.

Thanks to the outstanding work of the network of clubs across the country, England Hockey has seen unprecedented growth at both ends of the age range. There has been an 80% increase in the number of boys and girls in clubs, as well as a 54% increase in players over the age of 46.

Hockey clubs have reaped the rewards of the improved profile of the sport, focussing on a link with schools to provide excellent opportunities for young players. Programmes such as Quick sticks – a small-sided version of hockey for 7-11 year olds – in Primary Schools have been hugely successful in allowing new players to take part in the sport from an early age.

## LICHFIELD DISTRICT COUNCIL PLAYING PITCH STRATEGY

---

The growth in the sport since the eve of London 2012 has been seen across the country, examples being a 110% increase in under 16s club participation in London, and a 111% growth in the North West in the same age bracket.

### ***2015-2018 British Tennis Strategy***

The LTA is currently in the process of developing its new Strategy. However, this strategy is presented in a concise one page framework that includes key strategies relating to three participation "focus" areas, six participation "drivers" and three participation "enablers". To achieve success, the 12 strategy areas will need to work interdependently to stem the decline and unlock sustainable growth.

The three participation "focus" areas are where tennis is consumed:

- ◀ Deliver great service to clubs
- ◀ Build partnerships in the community, led by parks
- ◀ Enhance the tennis offer in education

The six participation "drivers" are the areas that will make the biggest difference where tennis is consumed. They must all be successful on a standalone and interconnected basis and include:

- ◀ Becoming more relevant to coaches
- ◀ Refocusing on recreational competition
- ◀ Providing results orientated facility investment
- ◀ Applying best in class marketing and promotion
- ◀ Jump starting the peak summer season
- ◀ Establishing a "no compromise" high performance programme with focus

The final layer is comprised of three participation "enablers" that underpin our ability to be successful. These enablers are rooted in how the LTA will get better; how the entire network of partners must be harnessed to work together and the need to raise more financial resources to fund our sport's turnaround.

They include:

- ◀ Becoming a more effective and efficient LTA
- ◀ Harnessing the full resource network
- ◀ Generating new revenue

### ***Capital investment***

The LTA will relaunch the TBTT programme in 2019, after a period of consultation aimed at improving the scheme and increasing the speed at which key strategic projects can be delivered. The focus for the LTA's capital investment are indoor tennis centres, parks, clubs and schools & other education establishments. Each of these has investment streams to consider prior to funds being allocated; these are demonstrated in the LTA Facilities Investment Framework.

### ***British Crown Green Bowling Association***

Please note there is no current facility guidance provided by British Crown Green Bowling Association responsible for crown green bowls in England.

<http://bcgba.org.uk/index.html>

### ***England Netball - Your Game, Your Way 2013-17***

## LICHFIELD DISTRICT COUNCIL PLAYING PITCH STRATEGY

---

Even though this Plan is out of date, England Netball remains committed to its '10-1-1' mission, vision and values that form the fundamentals for its strategic planning for the future for the sport and business. To facilitate the successful achievement of Netball 10:1:1 and Goal 4, England Netball will:

- ◀ Accelerate the participation growth by extending our market penetration and reach through the activation of a range of existing and new participant-focused products and programmes that access new and targeted markets.
- ◀ Increase the level of long-term participant retention through targeting programmes at known points of attrition and easy transition through the market segments, supported by an infrastructure that reflects the participant needs and improves their netball experience.
- ◀ Build a sustainable performance pathway and system built on the principles of purposeful practice and appropriate quality athlete coach contact time.
- ◀ Develop sustainable revenue streams through the commercialisation of a portfolio of products and programmes and increasing membership sales. This will also include the creation of cost efficiencies and improved value for money through innovative partnerships and collaborations in all aspects of the business.
- ◀ Establish high standards of leadership and governance that protect the game and its people and facilitates the on-going growth and transformation of the NGB and sport.